

Calvin J.  
Coatsworth  
Architects, PC

1574 Gulf Road  
PMB 212  
Point Roberts, WA 98281  
Phone: 949.833.1930  
Fax: 949.833.1140



**GREYSTAR**

SHOREWOOD  
HEIGHTS

EXISTING EXTERIOR SPORTS  
PAVILION REMODEL  
3215 W SAVANNAH LN  
MERCER ISLAND, WA 98040

MILESTONES:

REVISIONS:

3 MAY 2019	CLIENT REVIEW
30 MAY 2019	CITY SUBMITTAL
07 JULY 2019	DESIGN REVIEW INTAKE SCREENING
15 JULY 2019	DESIGN REVIEW INTAKE SCREENING
26 AUGUST 2019	PLANNING/BUILDING COMMENTS
13 JANUARY 2020	PLANNING/BUILDING COMMENTS
24 JANUARY 2020	PLANNING/BUILDING COMMENTS
10 MARCH 2020	PLANNING/BUILDING COMMENTS

- PLEASE NOTE THE EXTERIOR OWNER IMPROVEMENTS DOES NOT HINDER OR MODIFY THE EXISTING AND APPROVED EXISTING OR PATH OF TRAVEL. NOT WORK IS TO BE DONE INSIDE. EXTERIOR RECREATION AREA IMPROVEMENTS ONLY.
- THE EXISTING AREA TO BE REMODELED IS EXISTING. THERE IS NO CHANGE OF USE FOR THIS SPACE.

**GENERAL NOTES**

- 1 EXISTING PARKING TO REMAIN. N.I.C.
- 2 EXISTING WALKWAY TO REMAIN.
- 3 EXISTING BUILDING TO REMAIN. N.I.C.

**KEYNOTES**

PROJECT: 19027- Sports Pavilion  
FILE: A-100.DWG  
DATE: 19 APRIL 2019  
DRAWN BY: CP

SHEET TITLE:  
ACCESSIBILITY SITE PLAN  
(FOR REFERENCE ONLY)

**A-100**

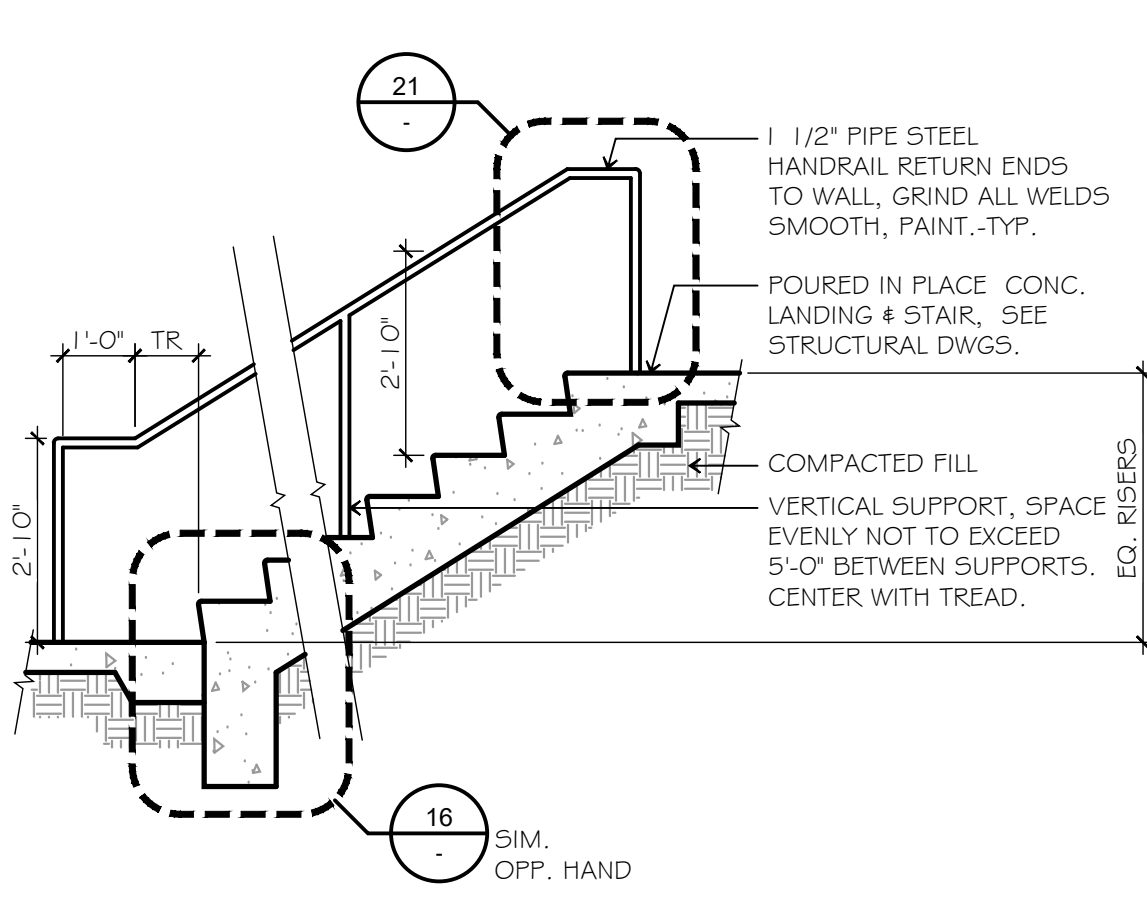


ALL EXISTING BUILDINGS AND PARKING AREA ARE EXISTING TO REMAIN. NOT PART OF THIS SCOPE OF WORK.

**EXISTING SITE PLAN TO REMAIN**

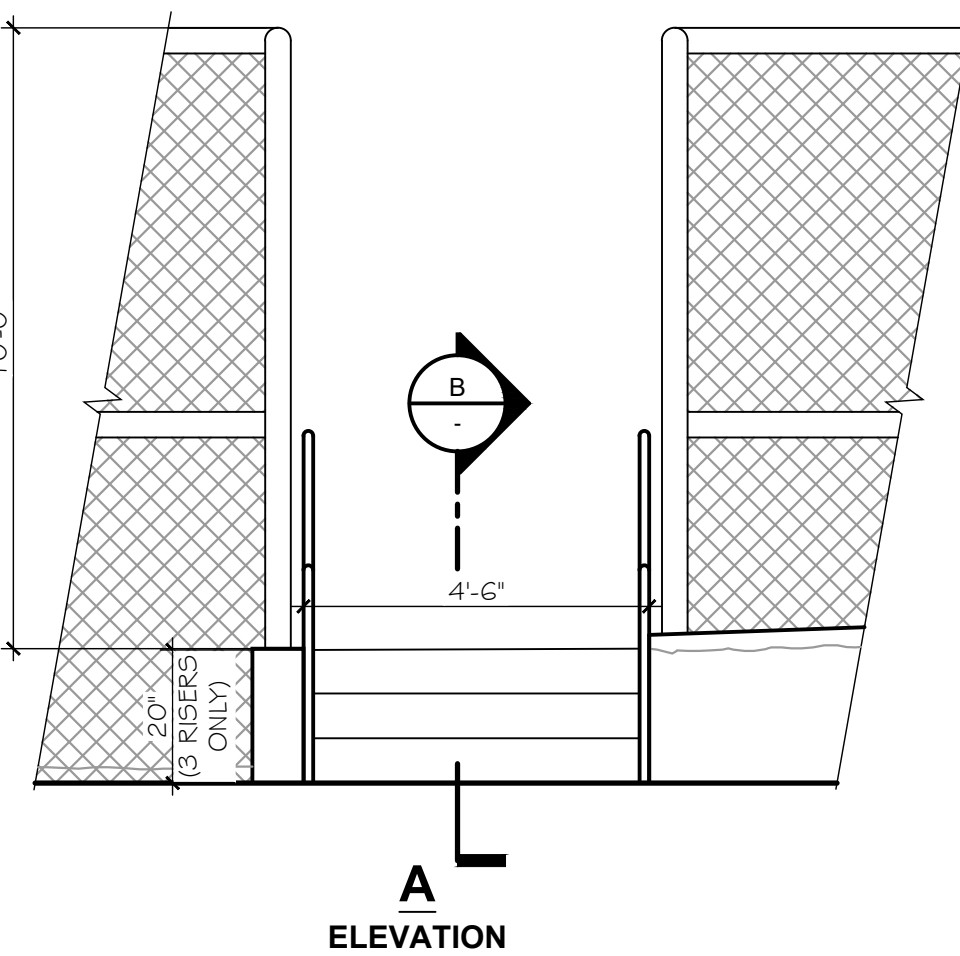
SCALE: 1" = 20'-0"



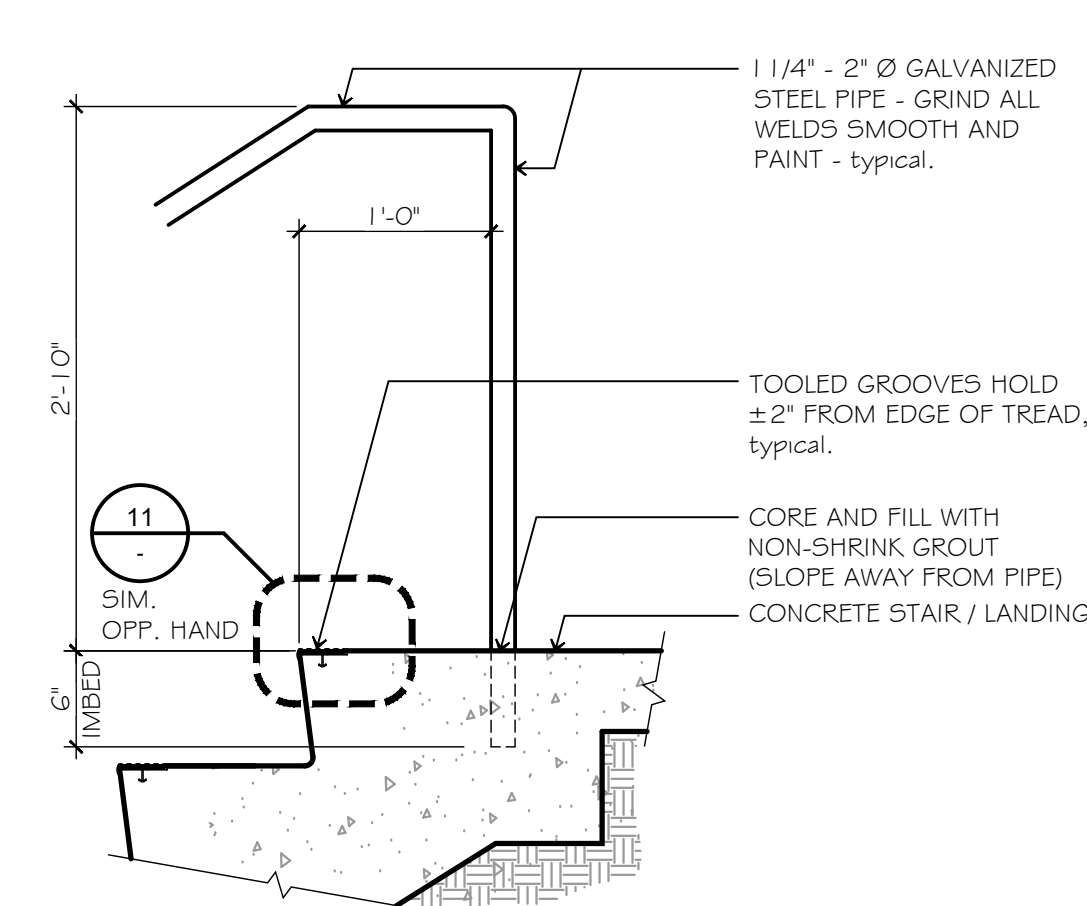


**CONCRETE STAIR DETAIL 26**

SCALE: 1" = 1'-0"

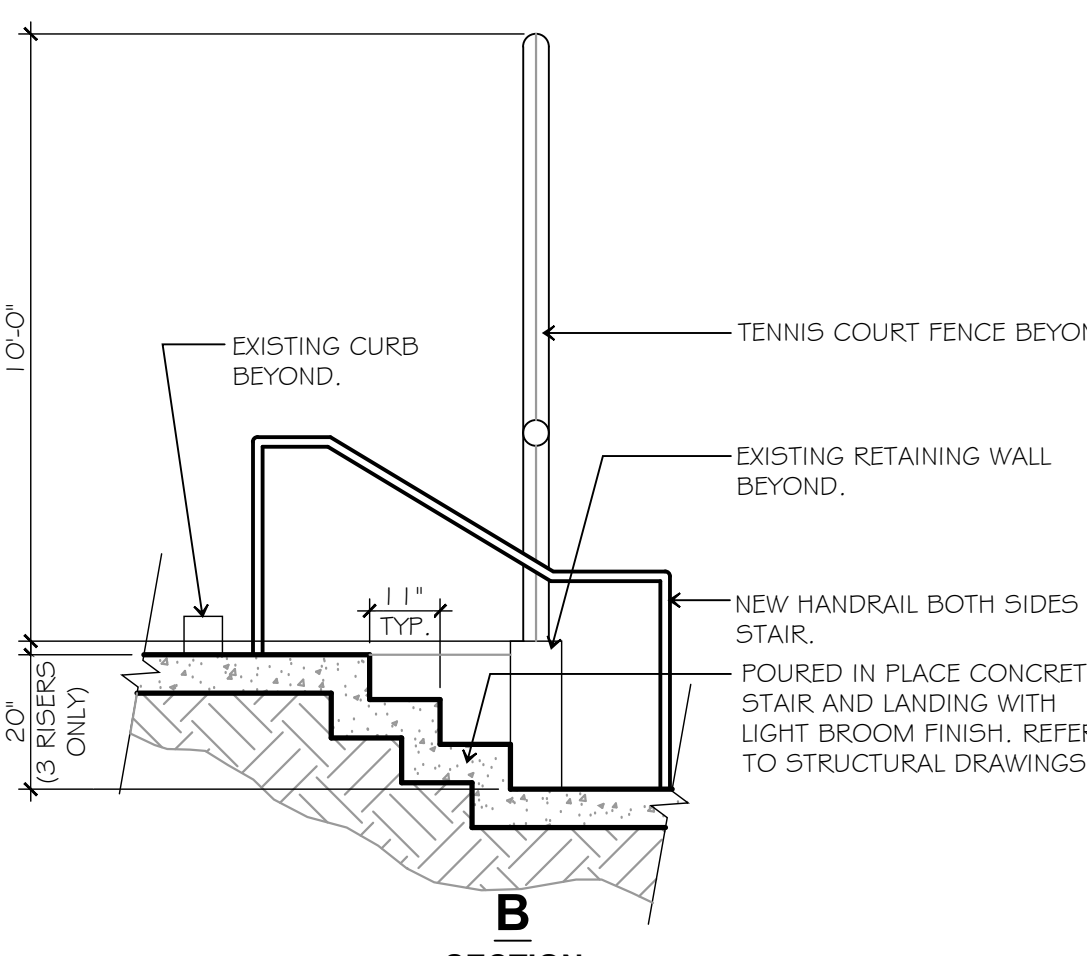


**EXISTING EXTERIOR STAIR REPAIR**

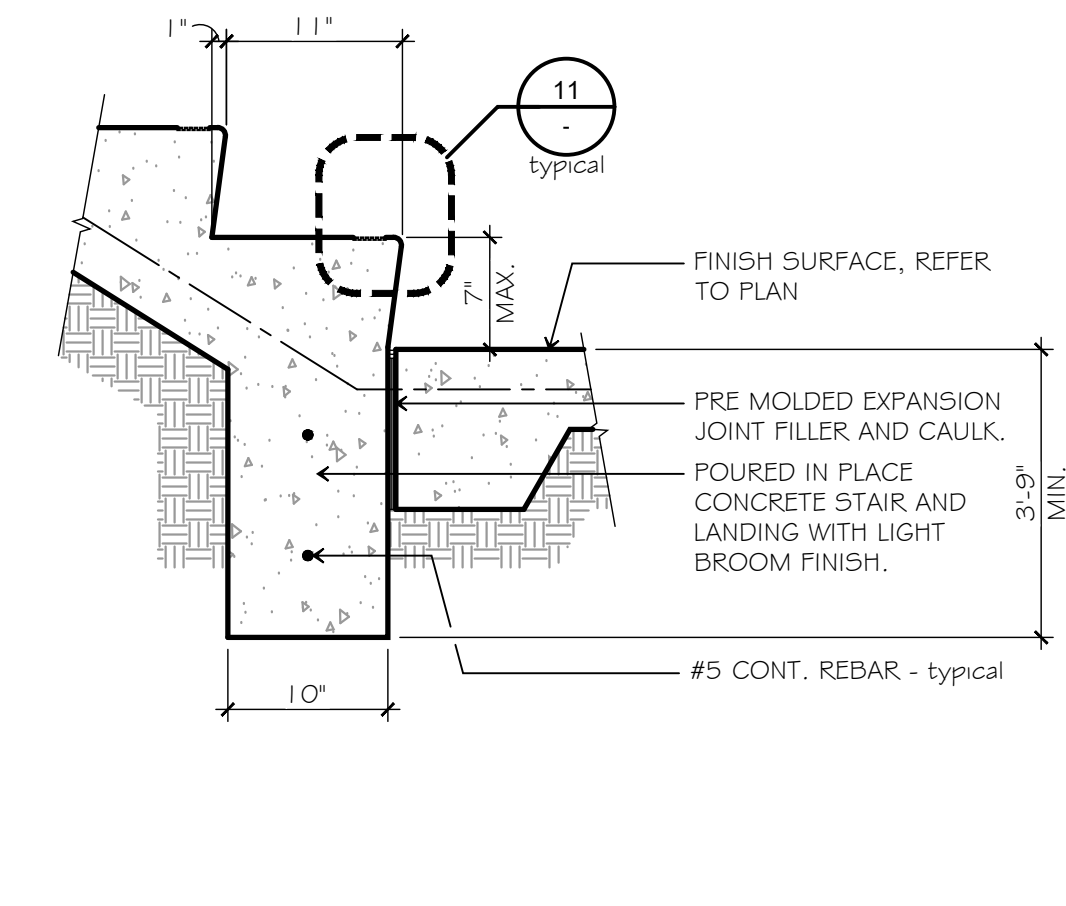


**CONCRETE STAIR DETAIL 21**

SCALE: 1" = 1'-0"

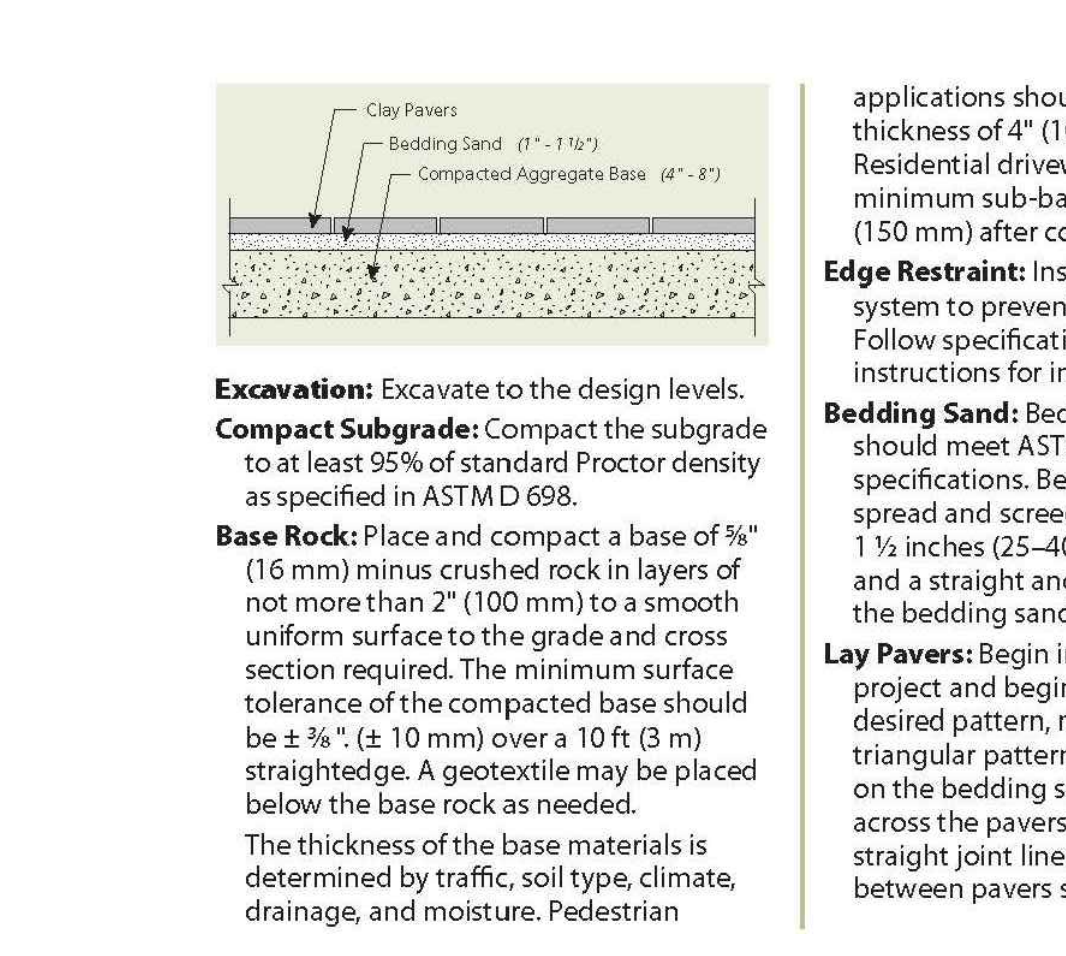


**22**

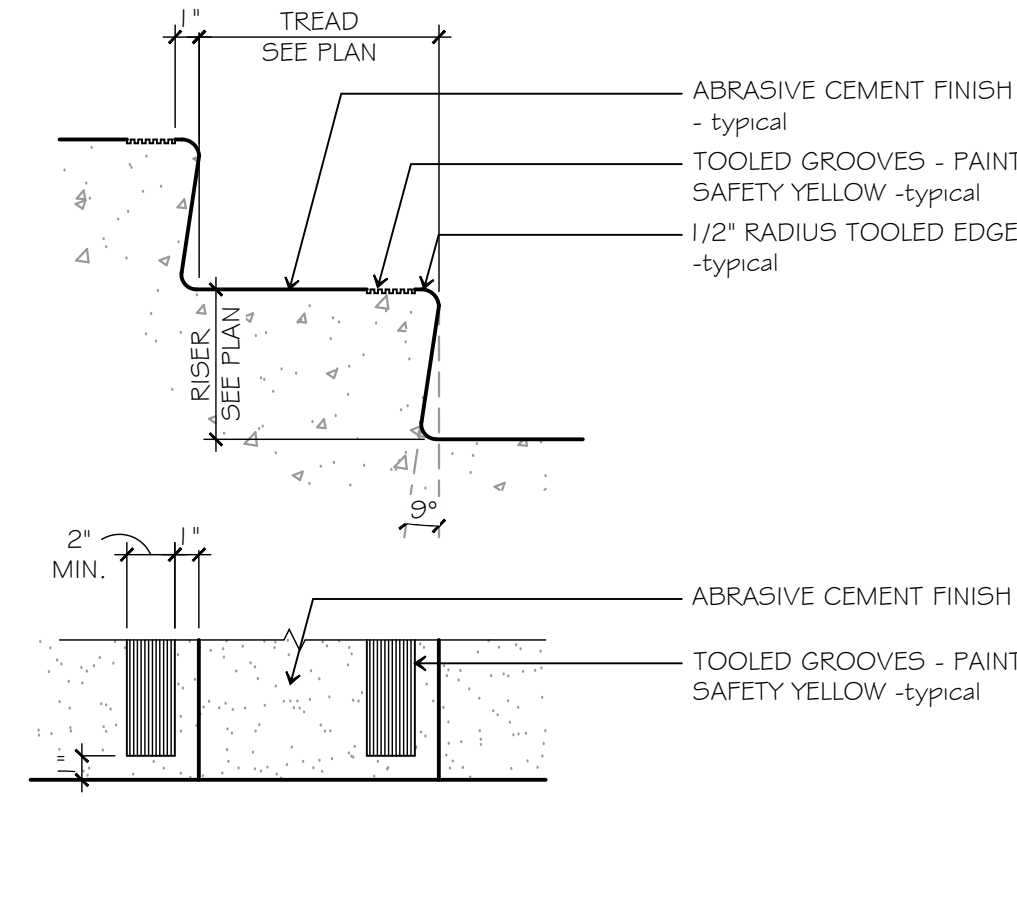


**CONCRETE STAIR DETAIL 16**

SCALE: 1" = 1'-0"

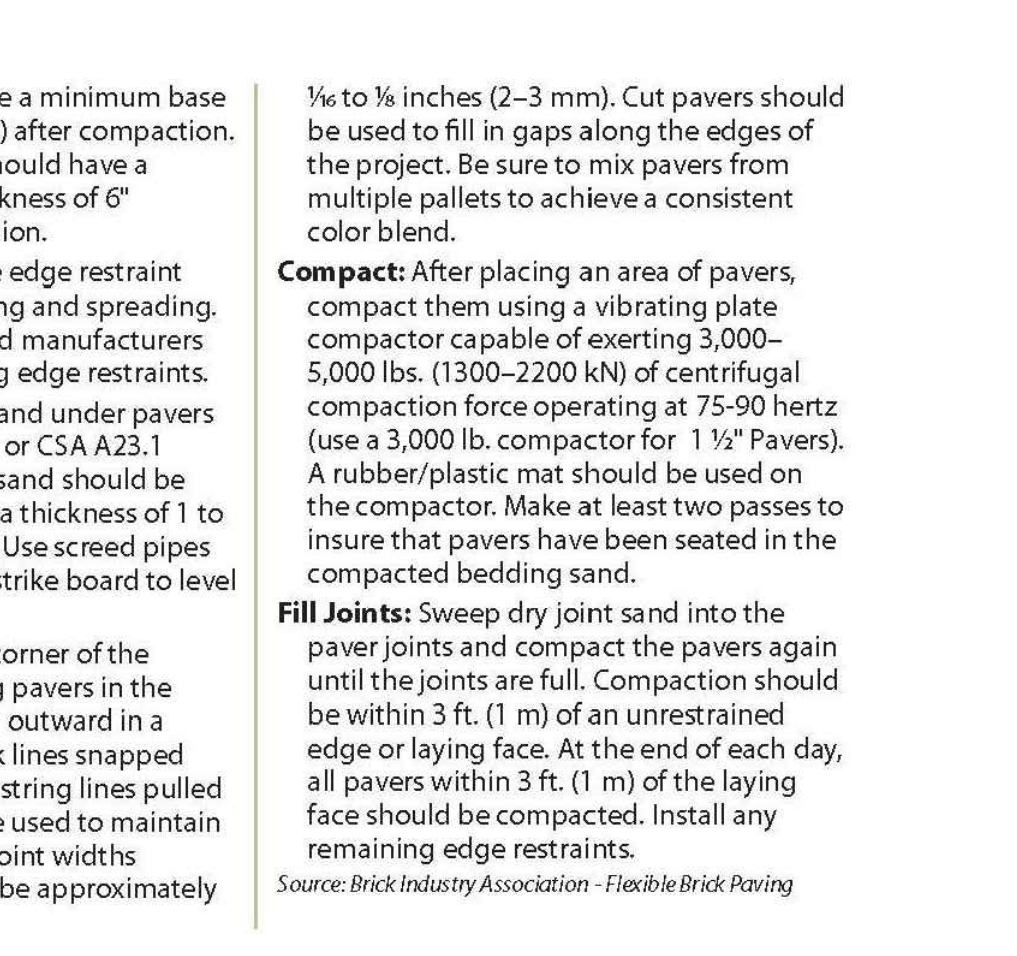


**20**



**STAIR TREAD 11**

SCALE: 1 1/2" = 1'-0"



**20**

1. ALL MODIFICATION ARE EXTERIOR MODIFICATIONS. NO INTERIOR WORK IS TO BE DONE UNDER THIS PERMIT.
2. CONTRACTOR TO VERIFY ALL INFORMATION CONTAINED ON THIS DRAWING. CONTACT ARCHITECT AND OWNER IF ANY DISCREPANCIES EXIST.
3. ALL DEMOLITION WORK INDICATED SHALL CONFORM TO THE REQUIREMENTS OF THE 2015 IBC, IAC AND IPC. STATE FIRE MARSHAL REGULATIONS, AND ALL OTHER ORDINANCES HAVING JURISDICTION.
4. THE CONTRACTOR SHALL OBTAIN AND PAY FOR ALL PERMITS AND INSPECTION REQUIREMENTS.
5. IT SHALL BE THE DEMOLITION CONTRACTOR'S RESPONSIBILITY TO VERIFY EXISTING.
6. CONDITIONS AND DIMENSIONS. HE SHALL ISSUE A WRITTEN NOTICE OF ALL FINDINGS TO THE OWNER LISTING ALL MALFUNCTIONS, FAULTY EQUIPMENT AND DISCREPANCIES.
7. ALL ELECTRICAL DEMOLITION IF ANY TO BE COMPLETED BY A BONDABLE LICENSED ELECTRICIAN.
8. THE C.C. SHALL PROVIDE ALL TEMPORARY SHORING, SCAFFOLDING, BARRICADES, ETC., AS REQUIRED TO COMPLETE DEMOLITION OF PREMISES.
9. ALL DEMOLITION SHALL BE COMPLETED IN CONFORMITY TO OWNERS RULES, INCLUDING BUT NOT LIMITED TO: DEMOLITION INVOLVING EXCESSIVE NOISE, WELDING, UTILITY SHUT-DOWNS, AND DEBRIS REMOVAL.
10. DEMOLITION DEBRIS SHALL NOT ACCUMULATE ON-SITE. AT THE END OF EACH DAY THE FLOOR AREA SHALL BE CLEARED OF ALL DEBRIS.
11. DEMOLITION WORK TO BE PHASED TO ALLOW PROPER EGRESS FOR WORKMEN IN CASE OF FIRE OR HAZARD AND NO DEMOLITION WORK CAN OCCUR IF THE WORK JEOPARDIZES A MEANS OF EGRESS FOR THE PUBLIC OR PROJECT EMPLOYEES.

**GENERAL NOTES**

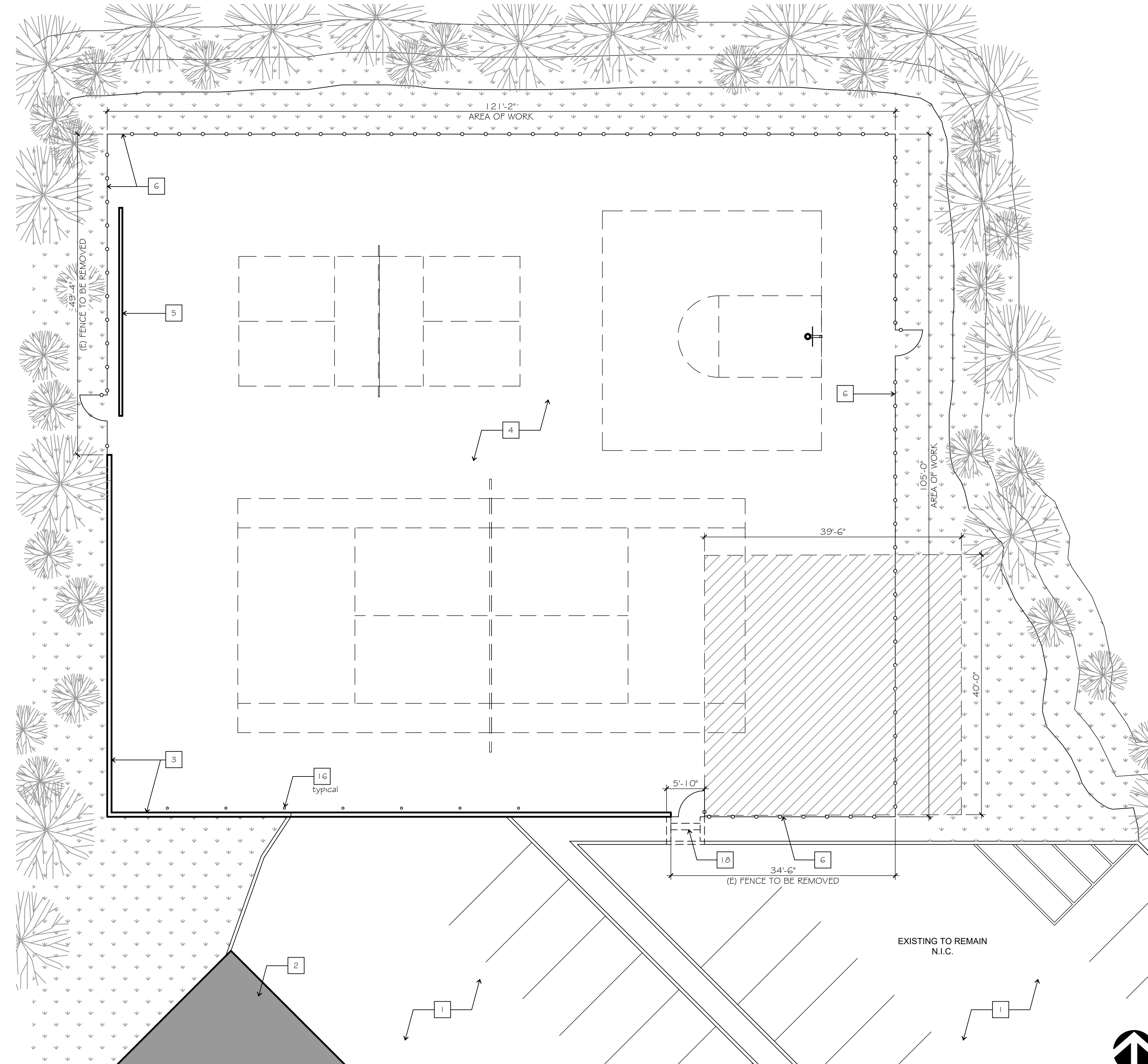
- AREA TO BE PREPARED AND COMPACTED FOR INSTALLATION OF NEW PATIO PAVERS. REFER TO MANUFACTURERS INSTALLATION SPECIFICATIONS. DETAIL 3 ON THIS SHEET AS WELL AS THE LANDSCAPE DRAWINGS.
- EXISTING LANDSCAPE TO REMAIN. REFER TO LANDSCAPE DRAWINGS.
- NEW PATIO PAVERS - "MUTUAL MATERIALS" - RED CLAY PAVER HERRINGBONE BRICK PATTERN. INSTALL PER MANUFACTURER SPECIFICATIONS. REFER TO DETAIL 12 THIS SHEET.

**LEGEND**

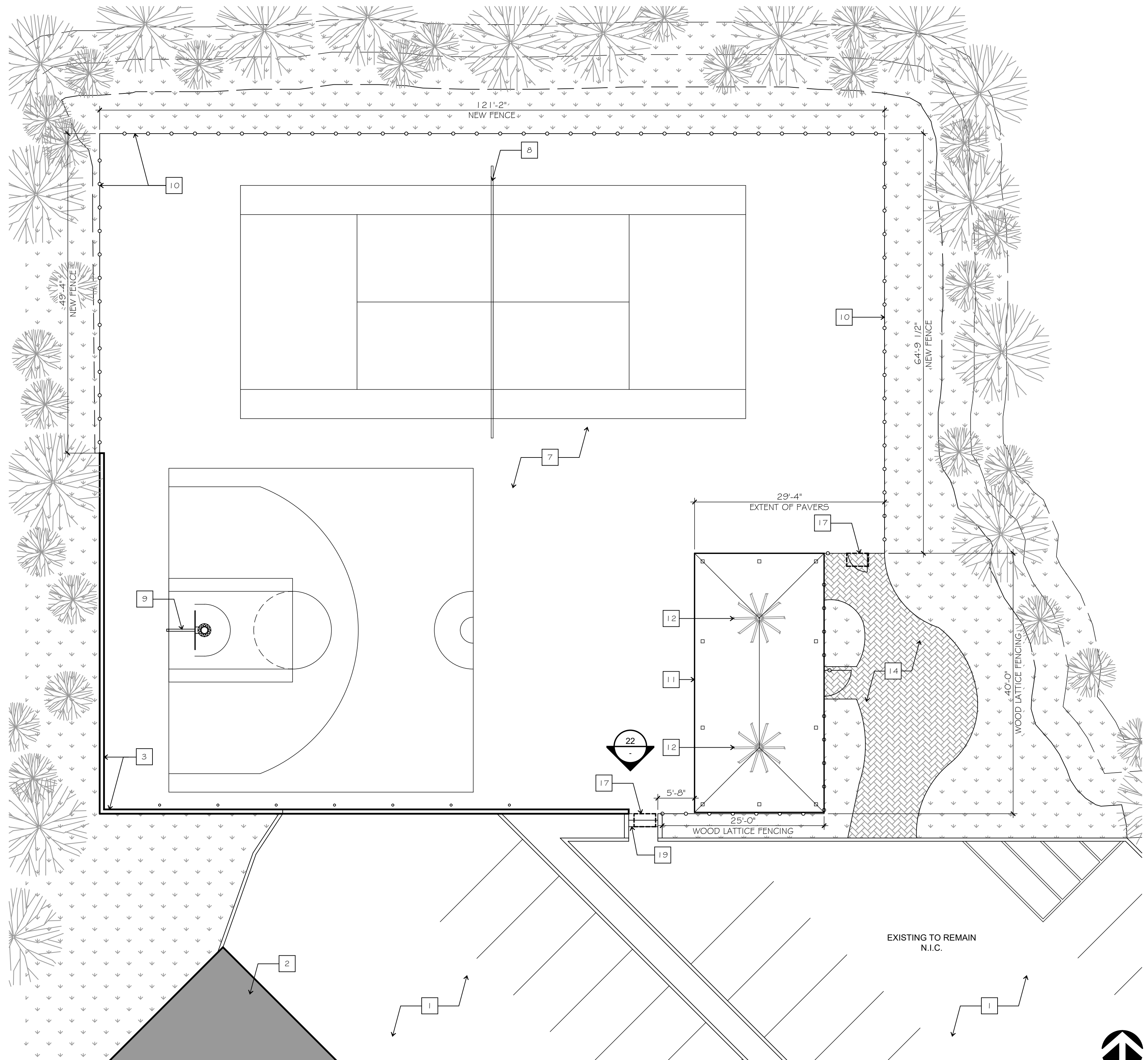
SCOPE OF WORK REMODELING AREA	
AREA OF EXISTING TENNIS COURT REMODEL	12,565 5.F.
NEW PAVERS ADDED	1,400 5.F.
TOTAL AREA OF EXISTING TENNIS COURT REMODEL	12,705 5.F.
NEW PREMANUFACTURED WOOD PAVILION	800 5.F.

1. EXISTING ASPHALT PARKING TO REMAIN. N.I.C.
2. EXISTING RESIDENCE GARAGE STRUCTURE TO REMAIN. N.I.C.
3. EXISTING RETAINING WALL TO REMAIN IN PLACE.
4. REMOVE EXISTING TENNIS COURT/ BASKETBALL PAINT LINES AND NETS IN THEIR ENTIRETY. EXISTING SLAB SURFACE TO BE BRUSHED AND CLEANED PATCHED AND REPAIR AS NECESSARY. READY TO RECEIVE REPAIR AND NEW SPORTS FLOOR FINISHES PER OWNER.
5. REMOVE EXISTING 32'-0" WIDE X 8'-0" HIGH HANDBALL COURT WALL. REPAIR COURT AS NECESSARY.
6. REMOVE EXISTING 10'-0" HIGH TENNIS COURT FENCE IN ITS ENTIRETY. PATCH AND REPAIR EXISTING SLAB AROUND PERIMETER AS NECESSARY.
7. NEW BLUE SPORTS COURTS, BASKETBALL AND TENNIS WITH GREEN BOARDER AND WHITE LINES. REFER TO OWNER FOR NEW SPORTS FLOORING FINISH.
8. NEW TENNIS COURT POLES AND NET.
9. NEW BASKETBALL POLE AND HOOP SYSTEM.
10. NEW BLACK COATED 1 0 FT HIGH CHAIN LINK FENCE WITH BLACK WINDSCREEN "ALL COURT FABRICS" - PERMASCREEN 70 TENNIS WINDSCREEN.
11. NEW 20' X 40' PRE-MANUFACTURED WOOD PAVILION. OFCL. INSTALLATION OF PAVILION ON TOP OF PAVERS. PAVILION NOT TO INTERFERE WITH EXISTING TREES.
12. NEW EXTERIOR OUTDOOR CEILING FAN UNDER PAVILION. "BIG ASS FAN - 1815 8FT DIAMETER. COLOR: BLACK. REFER TO ELECTRICAL DRAWINGS.
13. NEW EXTERIOR OUTDOOR CEILING FAN "BIG ASS FAN - 1815 8FT DIAMETER. COLOR: BLACK. REFER TO ELECTRICAL DRAWINGS.
14. NEW OPEN LOUNGE SEATING AREA. ALL EXTERIOR FURNITURE AND FIXTURES TO BE VERIFIED/ COORDINATED PER OWNER AND OWNERS DESIGNER.
15. NEW LOW WOOD LATTICE FENCING. TO BE VERIFIED/ COORDINATED PER OWNER AND OWNERS DESIGNER.
16. EXISTING DRAINS TO REMAIN.
17. NEW AWNING. HALF BARREL 40" X 20" X 24" SUNBRELLO EXTERIOR/ OUTDOOR RATED. COLOR: TBD
18. EXISTING BROKEN/CRACKED EXTERIOR CONCRETE STAIRS TO BE REMOVED FOR REPAIR/REPLACEMENT.
19. NEW CONCRETE STAIR REPLACEMENT REFER TO DETAIL 4 ON THIS SHEET.


**KEYNOTES**



**20**



**20**



Calvin J. Coatsworth Architects, PC

1574 Gulf Road  
PMB 212  
Point Roberts, WA 98201  
Phone: 949. 833. 1930  
Fax: 949. 833. 1140



**GREYSTAR**

SHOREWOOD HEIGHTS

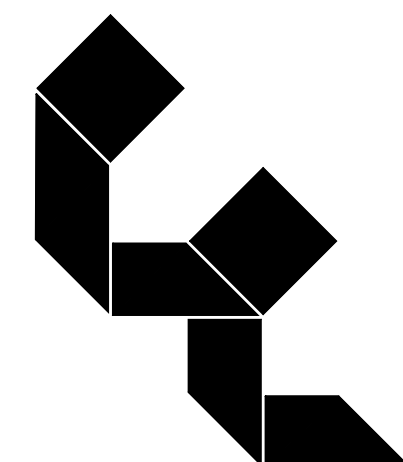
EXISTING EXTERIOR SPORTS PAVILION REMODEL  
3215 W SAVANNAH LN  
MERCER ISLAND, WA 98040

**MILESTONES:**

REVISIONS:	DATE
CLIENT REVIEW	3 MAY 2019
CITY SUBMITTAL	30 MAY 2019
DESIGN REVIEW SUBMITTAL	07 JULY 2019
DESIGN REVIEW INTAKE SCREENING	15 JULY 2019
PLANNING/BUILDING COMMENTS	26 AUGUST 2019
PLANNING/BUILDING COMMENTS	13 JANUARY 2020
PLANNING/BUILDING COMMENTS	24 JANUARY 2020
PLANNING/BUILDING COMMENTS	10 MARCH 2020
PLANNING/BUILDING COMMENTS	

**PROJECT:** 19027- Sports Pavilion  
**FILE:** A-101.DWG  
**DATE:** 19 APRIL 2019  
**DRAWN BY:** CP  
**SHEET TITLE:** DEMOLITION AND PROPOSED SITE PLAN

**A-101**



Calvin J. Coatsworth Architects, PC

1574 Gulf Road  
PMB 212  
Point Roberts, WA 98281  
Phone: 949.833.1930  
Fax: 949.833.1140



GREYSTAR

SHOREWOOD HEIGHTS

EXISTING EXTERIOR SPORTS PAVILION REMODEL  
3215 W SAVANNAH LN  
MERCER ISLAND, WA 98040

MILESTONES:


REVISIONS:  
3 MAY 2019 CLIENT REVIEW  
30 MAY 2019 CITY SUBMITTAL  
07 JULY 2019 DESIGN REVIEW SUBMITTAL  
15 JULY 2019 DESIGN REVIEW INTAKE SCREENING  
26 AUGUST 2019 CITY SUBMITTAL  
13 JANUARY 2020 PLANNING/BUILDING COMMENTS  
24 JANUARY 2020 PLANNING/BUILDING COMMENTS  
10 MARCH 2020 PLANNING/BUILDING COMMENTS

MATERIAL SHEET 1 OF 2

HARDWARE				MEMBER										
ITEM	TOTAL REQ'D.	MARK	SHEET NO.	REMARKS	ITEM	TOTAL REQ'D.	MARK	SHEET NO.	REMARKS	ITEM	TOTAL REQ'D.	MARK	SHEET NO.	REMARKS
COLUMN SHOE	6	CS-1	2	GALVANIZED	3/4"φ x 4 1/2" M.B.	20			GALVANIZED					
WELDED ASSEMBLY	4	WA-1L	3		3/4"φ x 6 1/2" M.B.	72								
WELDED ASSEMBLY	4	WA-1R	3		3/4"φ x 8 1/2" M.B.	4								
WELDED ASSEMBLY	2	WA-2	3		3/4"φ x 10" M.B.	8								
WELDED ASSEMBLY	4	WA-3	3		3/4"φ x 7" DEL THRD. STUD	4								
WELDED ASSEMBLY	4	WA-4	3		3/4"φ x 7 1/2" DEL THRD. STUD	8								
WELDED ASSEMBLY	4	WA-5L	4		3/4" HEX NUT	24								
WELDED ASSEMBLY	4	WA-5R	4		2 5/8"φ SHEAR PLATE	16								
WELDED ASSEMBLY	12	WA-6	4		SIMPSON 1/4"x2 1/2" SDS SCREW	228								
					3/4" CUT WASHER	28								
					STAIN	1 QT.				FOR TOUCH-UP				

SHEET NO.	TALLY	TOTAL PIECES	PC. MARK	DIMENSIONS	GLUE LGTH.	FBM		NO. & THICKNESS OF LAMS	COMBINATION	TREATED	CURVE	STR-AIGHT	CAMBER RADIUS	APPEARANCE & FINISH	FAB	SHAPE IF NOT RECT.	PROTECTION	CERTIFICATE	REMARKS
						PER PIECE	TOTAL												
5		2	PCB-1	5" x VARIES	ML			VARIES @ 1.375"	DIAG.					1	FAB		WRAP	A.I.T.C.	
5		1	PCB-2	5" x VARIES	ML			VARIES @ 1.375"	DIAG.					1					
6		2	C-1	6 5/8" x 8 1/4"	11-0			6 @ 1.375"	24F-V5	7				2					
6		2	C-1A	6 5/8" x 8 1/4"	11-0			6 @ 1.375"	24F-V5	7									
6		2	C-2	6 5/8" x 8 1/4"	10-4			6 @ 1.375"	24F-V5	7									
6		2	B-1L	5" x 13 3/4"	18-5			10 @ 1.375"	24F-V3										
6		2	B-1R	5" x 13 3/4"	18-5			10 @ 1.375"	24F-V3										
6		2	B-2	5" x 13 3/4"	16-3			10 @ 1.375"	24F-V3										
7		2	B-3L	5" x 11"	15-8			8 @ 1.375"	24F-V3										
7		2	B-3R	5" x 11"	15-8			8 @ 1.375"	24F-V3										
6		2	B-4	5" x 6 7/8"	10-1			5 @ 1.375"	24F-V3										
6		2	P-1	3" x 6 7/8"	8-2			5 @ 1.375"	24F-V3										
6		2	P-2L	3" x 6 7/8"	4-1			5 @ 1.375"	24F-V3										
6		2	P-2R	3" x 6 7/8"	4-1			5 @ 1.375"	24F-V3										
7		4	P-3	3" x 6 7/8"	10-1			5 @ 1.375"	24F-V3										

- ① ARCHITECTURAL - F251E - 1 COAT #208 STAIN
- ② ARCHITECTURAL - F252E - 1 COAT #208 STAIN
- 7 TREAT PRIOR TO GLUING W/ PENTACHLOROPHENOL TO A NET RETENTION OF .3# PCF MEETS ANPA UC3B FOR GLUED-LAMINATED MEMBERS



REVISED FINAL PRINT  
APPROVED FOR FABRICATION

LA-1225B

DRAWINGS PREPARED FOR S.W.S. BY:  
LYSAGHT & ASSOCIATES, P.A.  
STRUCTURAL ENGINEERS  
120 ST. MARY'S STREET  
RALEIGH, NC 27605  
(919) 833-0495  
FAX (919) 833-7630  
FIRM LICENSE # C-0621

GLULAM IS SOUTHERN PINE  
MANUFACTURED IN ACCORDANCE  
WITH ANSI A190.1-2017 AND  
ANSI 117-2015.  
DATE THIS PRINT WAS MADE: 3-05-20

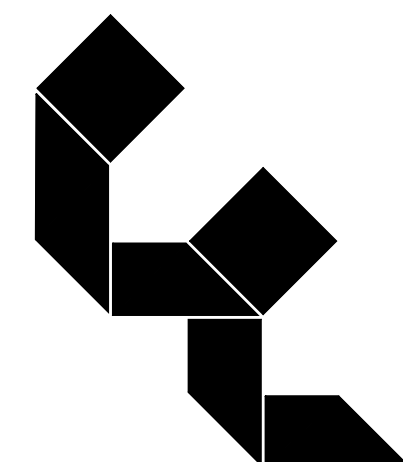
11-13-19  
6-3-19  
DATE REVISIONS BY WHOM  
WJB  
WJB  
THESE DRAWINGS ARE THE  
COPYRIGHTED PROPERTY OF  
STRUCTURAL WOOD SYSTEMS  
AND MAY NOT BE REPRODUCED OR  
USED FOR ANY OTHER PROJECT

PROJECT: 20' x 40' CUSTOM SHELTER  
LOCATION: MERCER ISLAND, WA  
ARCHITECT:  
ENGINEER:  
CUSTOMER: PORTER CORP  
DRAWN BY: WJB DATE: 5-9-19  
CHECKED BY: BGO DATE: 5-23-19

STRUCTURAL WOOD SYSTEMS  
A DIVISION OF HARRISON INDUSTRIES  
P.O. BOX 250 GREENVILLE, ALABAMA 36037  
PHONE: 334 / 382-6534  
FAX: 334 / 382-4260  
JOB NO.: L-713-2-19  
SHEET NO.: 14 OF 8 1/8" = 1'-0"

PROJECT: 19027- Sports Pavilion  
FILE: A-500.DWG  
DATE: 19 APRIL 2019  
DRAWN BY: CP  
SHEET TITLE: ENGINEERED DRAWINGS

A-500



Calvin J. Coatsworth Architects, PC

1574 Gulf Road  
PMB 212  
Point Roberts, WA 98281  
Phone: 949.833.1930  
Fax: 949.833.1140



GREYSTAR

SHOREWOOD HEIGHTS

EXISTING EXTERIOR SPORTS PAVILION REMODEL  
3215 W SAVANNAH LN  
MERCER ISLAND, WA 98040

MILESTONES:

REVISIONS:

3 MAY 2019	CLIENT REVIEW
30 MAY 2019	CITY SUBMITTAL
07 JULY 2019	DESIGN REVIEW SUBMITTAL
15 JULY 2019	DESIGN REVIEW INTAKE SCREENING
26 AUGUST 2019	PLANNING/BUILDING COMMENTS
13 JANUARY 2020	PLANNING/BUILDING COMMENTS
24 JANUARY 2020	PLANNING/BUILDING COMMENTS
10 MARCH 2020	PLANNING/BUILDING COMMENTS

PROJECT: 19027- Sports Pavilion  
FILE: A-501.DWG  
DATE: 19 APRIL 2019  
DRAWN BY: CP  
SHEET TITLE: ENGINEERED DRAWINGS

A-501

SHEET - OF -  
UNIFORM DRAWING SYSTEM - U.S. NATIONAL CAD STANDARD VERSION 3.1

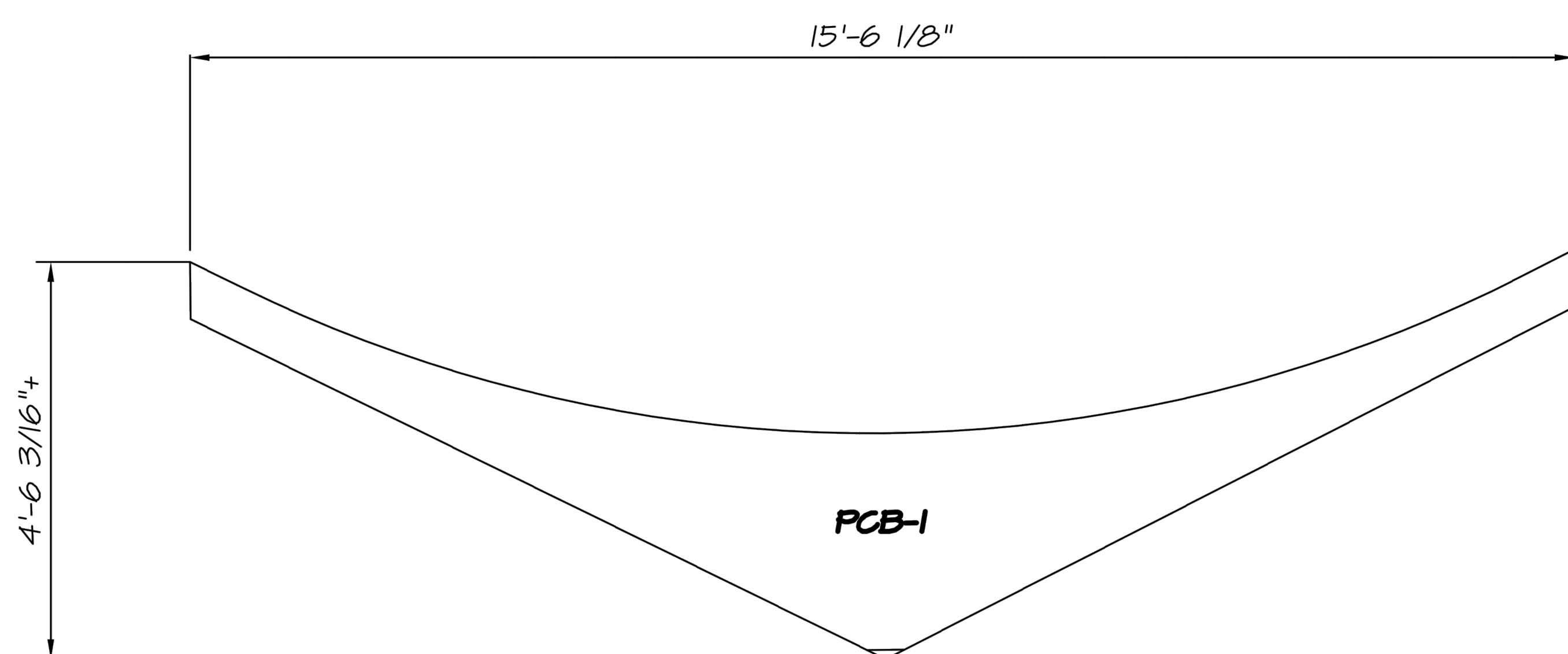
SHEET NO.	TALLY	TOTAL PIECES	PC. MARK	DIMENSIONS	NOM. LGTH.	FBM		NO. & THICK-NESS OF LAMS	COMBI-NATION	TREATED	CURVE	STR-AIGHT	CAMBER RADIUS	APPEAR-ANCE & FINISH	FAB	SHAPE IF NOT RECT.	PROTECTION	CERTIFICATE	REMARKS
						PER PIECE	TOTAL												
---		4	F-1	2 x 6 (1 1/2" x 5 1/2" ACT.)	12-0				#1 SYP	<input checked="" type="checkbox"/>		<input checked="" type="checkbox"/>		(2)	FAB		WRAP	A.I.T.C.	
---		4	F-2	2 x 6 (1 1/2" x 5 1/2" ACT.)	22-0				#1 SYP	<input checked="" type="checkbox"/>		<input checked="" type="checkbox"/>							
2		12	N-1	2 x VARIES (SEE SHEET 2)	10-0				#1 SYP	<input checked="" type="checkbox"/>		<input checked="" type="checkbox"/>							

MEMBER MATERIAL SHEET 2 OF 2

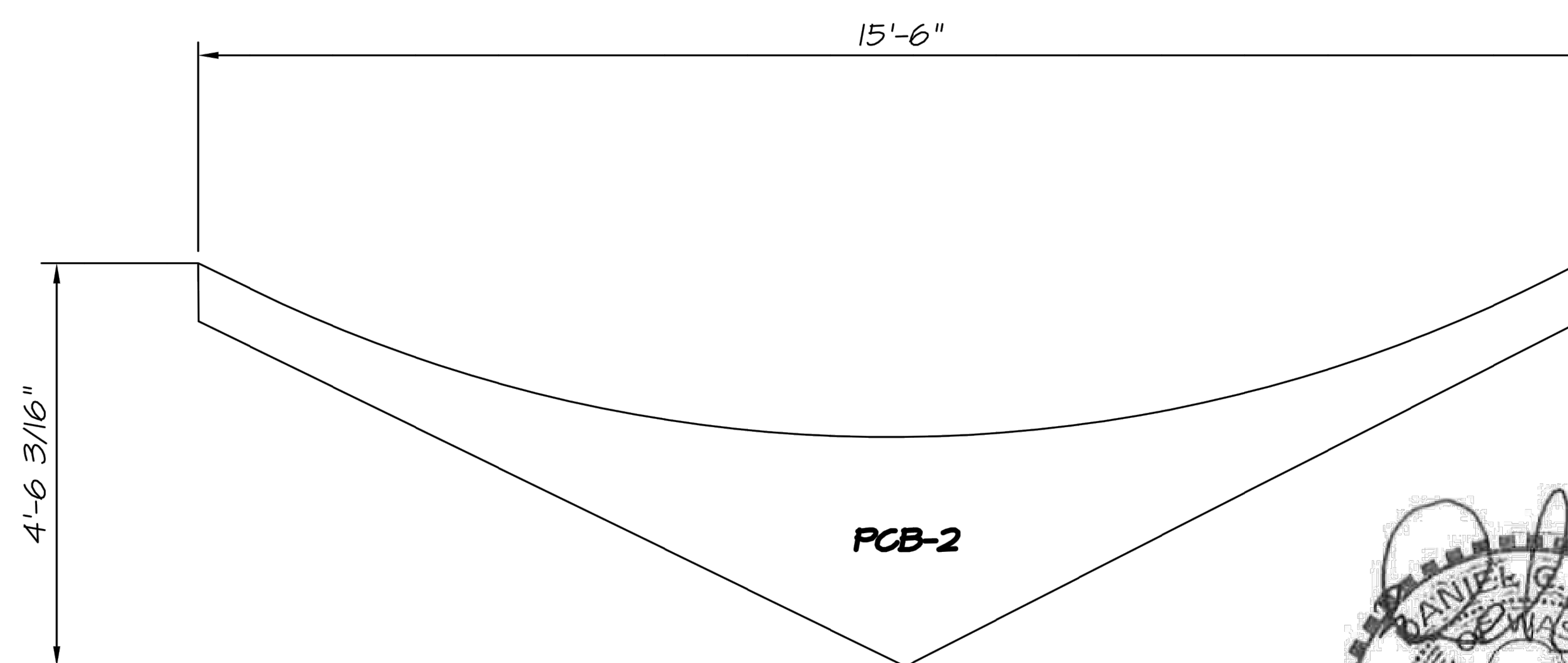
2544 FBM 2x6 SOLID #1 SYP T&G DECKING, #208 STAIN, COVERING 845 SQ. FT. SPECIFIED LENGTHS: 212 @ 12'

#1 SYP = SOUTHERN YELLOW PINE #1 GRADE  
E = 1,600,000 PSI  
Fb = 1,350 PSI

- ARCHITECTURAL - F251E - 1 COAT STAIN
- ARCHITECTURAL - F252E - 1 COAT STAIN
- TREAT W/ PENTACHLOROPHENOL TO A NET RETENTION OF .4% PCF MEETS ANPA UC3B FOR SAWN PRODUCTS



SHIPPING DIAGRAM  
SCALE: 3/8" = 1'-0"



SHIPPING DIAGRAM  
SCALE: 3/8" = 1'-0"



LA-12258

REVISED FINAL PRINT  
APPROVED FOR FABRICATION

DRAWINGS PREPARED FOR S.W.S. BY:

LYSAGHT & ASSOCIATES, P.A.  
STRUCTURAL ENGINEERS  
120 ST. MARY'S STREET  
RALEIGH, NC 27605  
(919) 833-0495  
FAX (919) 833-7630  
FIRM LICENSE # C-0621

GLULAM IS SOUTHERN PINE  
MANUFACTURED IN ACCORDANCE  
WITH ANSI/AITC A190.1-2007 AND  
AITC 117-2010.

DATE THIS PRINT WAS MADE: 3-05-20

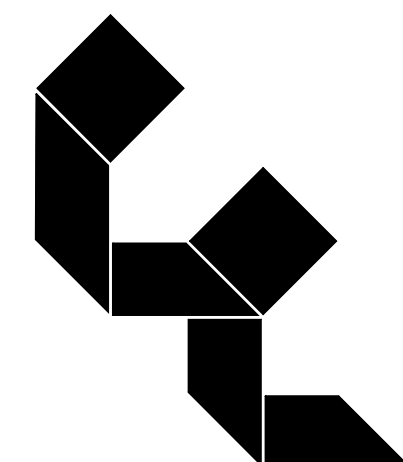
3-05-2020		EF
DATE	REVISIONS	BY WHOM

THESE DRAWINGS ARE THE  
COPYRIGHTED PROPERTY OF  
STRUCTURAL WOOD SYSTEMS  
AND MAY NOT BE REPRODUCED OR  
USED FOR ANY OTHER PROJECT

PROJECT 20' x 40' CUSTOM SHELTER  
LOCATION MERCER ISLAND, WA  
ARCHITECT \_\_\_\_\_  
ENGINEER \_\_\_\_\_  
CUSTOMER PORTER CORP  
DRAWN BY WJB DATE 5-9-19  
CHECKED BY BGO DATE 5-23-19

STRUCTURAL WOOD SYSTEMS  
A DIVISION OF HARRISON INDUSTRIES  
P.O. BOX 250 GREENVILLE, ALABAMA 36037  
PHONE: 334 / 382-6534  
FAX : 334 / 382-4260  
JOB NO. L-713-2-19  
SHEET NO. 1B OF 8

1/8" = 1'-0"



Calvin J. Coatsworth Architects, PC

1574 Gulf Road  
PMB 212  
Point Roberts, WA 98281  
Phone: 949.833.1930  
Fax: 949.833.1140



GREYSTAR

SHOREWOOD HEIGHTS

EXISTING EXTERIOR SPORTS PAVILION REMODEL  
3215 W SAVANNAH LN  
MERCER ISLAND, WA 98040

MILESTONES:

REVISIONS:

3 MAY 2019	CLIENT REVIEW
30 MAY 2019	CITY SUBMITTAL
15 JULY 2019	DESIGN REVIEW SUBMITTAL
07 JULY 2019	DESIGN REVIEW INTAKE SCREENING
26 AUGUST 2019	PLANNING/BUILDING COMMENTS
13 JANUARY 2020	PLANNING/BUILDING COMMENTS
24 JANUARY 2020	PLANNING/BUILDING COMMENTS
10 MARCH 2020	PLANNING/BUILDING COMMENTS

REVISIONS:

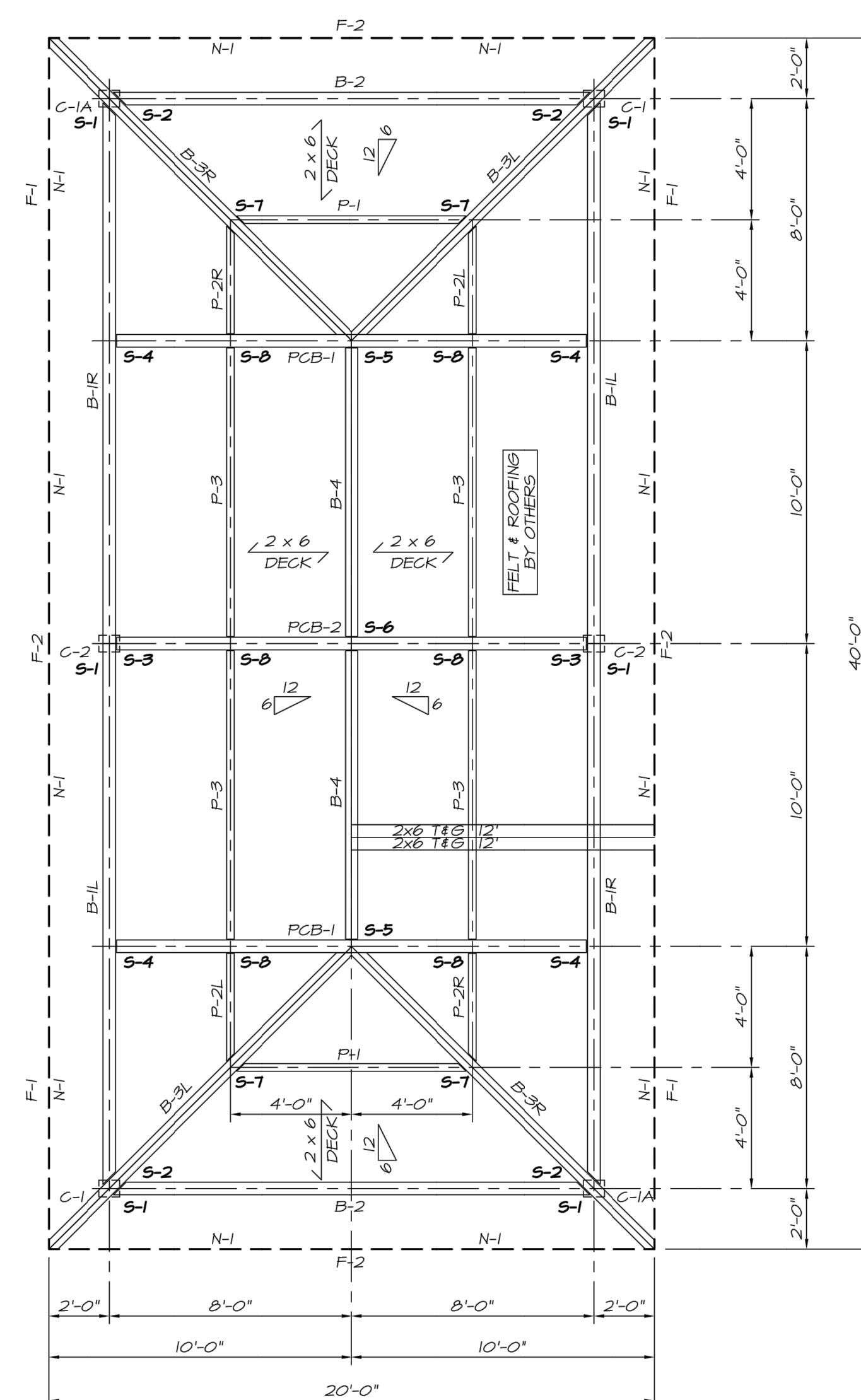
3 MAY 2019	CLIENT REVIEW
30 MAY 2019	CITY SUBMITTAL
15 JULY 2019	DESIGN REVIEW SUBMITTAL
07 JULY 2019	DESIGN REVIEW INTAKE SCREENING
26 AUGUST 2019	PLANNING/BUILDING COMMENTS
13 JANUARY 2020	PLANNING/BUILDING COMMENTS
24 JANUARY 2020	PLANNING/BUILDING COMMENTS
10 MARCH 2020	PLANNING/BUILDING COMMENTS

PROJECT: 19027- Sports Pavilion  
FILE: A-502.DWG  
DATE: 19 APRIL 2019  
DRAWN BY: CP

SHEET TITLE: ENGINEERED DRAWINGS

A-502

SHEET - OF -  
UNIFORM DRAWING SYSTEM - U.S. NATIONAL CAD STANDARD VERSION 3.1



FRAMING PLAN SCALE: 1/4" = 1'-0"

ERECTION NOTES:

1. ALL MEMBERS MUST BE PROPERLY BRACED UNTIL THE STRUCTURAL ROOF SYSTEM HAS BEEN COMPLETED.

DECK NAILING NOTE:

EACH PIECE OF DECK MUST BE TOE-NAILED THROUGH THE TONGUE WITH ONE 16d GALV. COMMON NAIL, AND FACE NAILED WITH TWO 16d GALV. COMMON NAILS AT EACH SUPPORT WHERE JOINTS OCCUR, AND THREE FACE NAILS WHERE CONTINUOUS.

ALL COLUMNS C-1/2 ARE PRESSURE TREATED PRIOR TO GLUING W/ PENTACHLOROPHENOL TO A NET RETENTION OF .34 PCF & MEETS ANPA UCB3 FOR GLUED-LAMINATED MEMBERS.

ALL LUMBER 2x FASCIA'S AND NAILERS ARE PRESSURE TREATED W/ PENTACHLOROPHENOL TO A NET RETENTION OF .48 PCF & MEETS ANPA UCB3 FOR SAWN PRODUCTS.

NOTES:

ALL CONCRETE AND REINFORCING BARS SHALL BE INSTALLED ACCORDING TO STANDARDS SET FORTH BY THE LATEST EDITION OF ACI-308. REINFORCEMENT SHALL BE HELD IN PLACE DURING CONCRETE PLACEMENT. IF REQUIRED, ADDITIONAL BARS SHALL BE PROVIDED BY THE CONTRACTOR TO FURNISH SUPPORT FOR ALL BARS.  
28 DAY MINIMUM CONCRETE COMPRESSIVE STRENGTH SHALL BE 3000 PSI. NO CALCIUM CHLORIDE SHALL BE USED IN MIX.  
THE CONTRACTOR SHALL TAKE ADDITIONAL PRECAUTIONS WHEN CONCRETE IS TO BE PLACED AND CURED DURING COLD OR HOT WEATHER. THE CONTRACTOR SHALL FOLLOW THE RECOMMENDATIONS PRESCRIBED BY AMERICAN CONCRETE INSTITUTE FOR COLD OR HOT WEATHER CONSTRUCTION.  
NO WATER SHALL BE ADDED TO THE CONCRETE AT THE SITE UNLESS APPROVED BY THE STRUCTURAL ENGINEER.  
REINFORCING STEEL: ASTM A 615, GRADE 60, MINIMUM LAP IN CONCRETE SHALL BE IN ACCORDANCE W/ ACI-308.  
ALL CONCRETE SHALL BE PROPERLY CURED IMMEDIATELY AFTER FINISHING.  
THE GENERAL CONTRACTOR IS RESPONSIBLE FOR THE PROPER DESIGN OF ALL TEMPORARY FRAMEWORK, FORMWORK, AND SHORINGS.  
REPAIR AND PATCH DEFECTIVE AREAS IMMEDIATELY AFTER REMOVAL OF FORMS.  
CONCRETE TO HAVE 4 - 6% AIR ENTRAINMENT ADDED TO MIX AT PLANT.

GENERAL NOTES:

1. THESE SHOP DRAWINGS ARE BASED ON:  
ARCHITECTURAL SHEETS NONE DATED \_\_\_\_\_  
STRUCTURAL SHEETS NONE DATED \_\_\_\_\_  
SPECIFICATIONS NONE DATED \_\_\_\_\_  
ADDENDA NONE

2. MEMBERS AND THEIR CONNECTIONS HAVE BEEN DESIGNED FOR THE FOLLOWING LOADS, APPLIED IN ACCORDANCE WITH THE 2015 INTERNATIONAL BUILDING CODE AND ASCE 7-10:  
DL: ROOF = 12 PSF  
LL: ROOF = 20 PSF

3. GLULAM MEMBERS ARE SOUTHERN PINE, MANUFACTURED IN ACCORDANCE WITH ANSI A190.1-2017 AND ANSI 117-2015. ADHESIVES ARE "WET-USE" TYPE PER ANSI A190.1-2017 AND CONTAINS NO UREA FORMALDEHYDE.

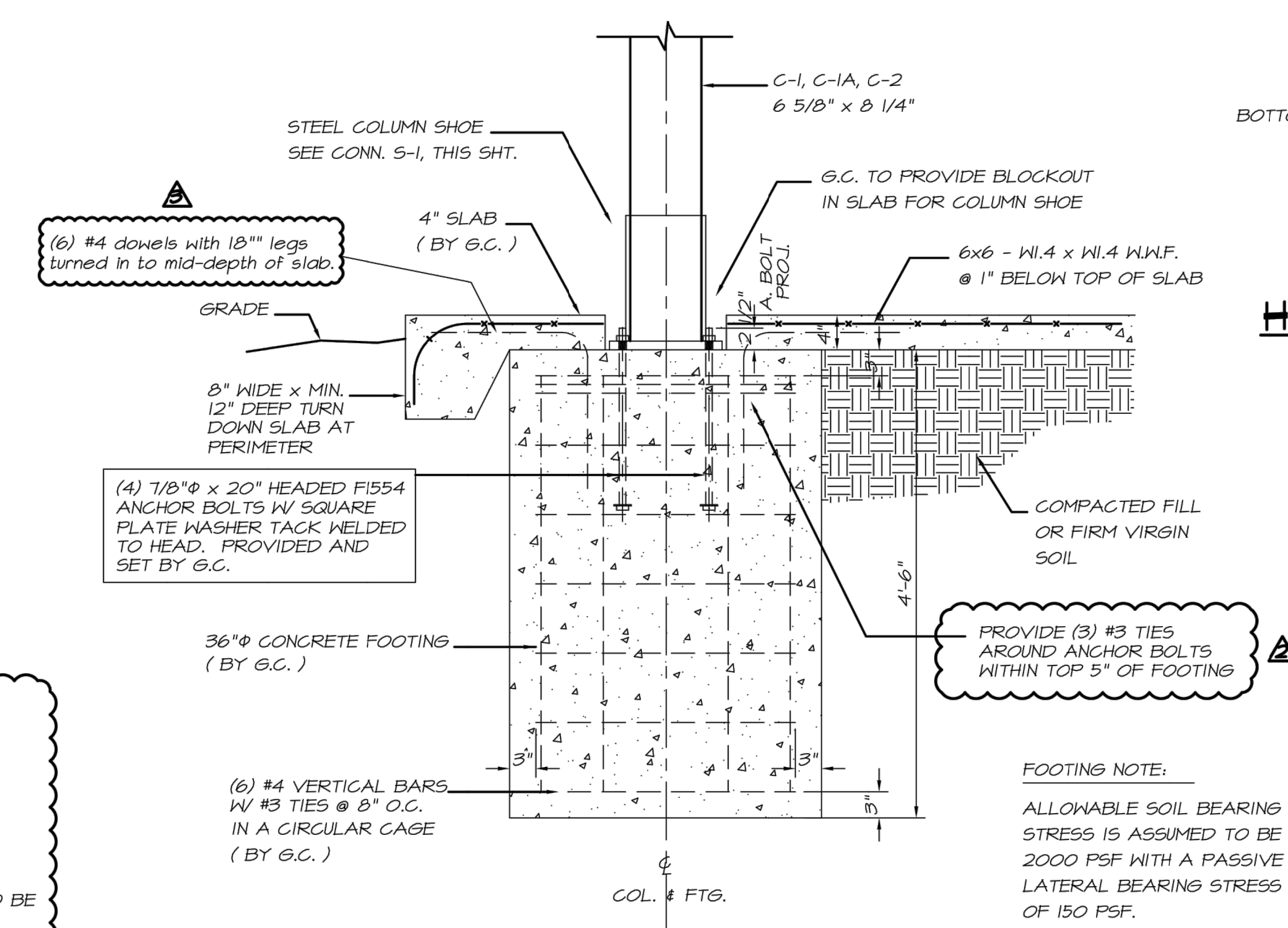
4. UNLESS NOTED OTHERWISE, STEEL IS A36, WELDS PER AWS STANDARDS, AND MACHINE BOLTS ARE A307. ALL STEEL AND HARDWARE ITEMS WILL BE HOT-DIP GALVANIZED TO MEET REQUIREMENTS OF C.C. CATEGORY 2004.05.1. ALL WELDS TO BE FULL LENGTH, CONTINUOUS FILLET OR GROOVE WELDS, SIZED TO MATCH THE THINNEST PLATE WELDED UNLESS OTHERWISE NOTED.

5. THE APPROVING AGENCY SHALL VERIFY DIMENSIONS AND DETAILS AND NOTE ANY CHANGES DESIRED, PAYING PARTICULAR ATTENTION TO THOSE ITEMS CIRCLED.  
5a. IN THE EVENT THAT NOTES, (ASKING THE APPROVER TO VERIFY INFORMATION), ARE NOT ADDRESSED BY THE APPROVER, S.W.S. WILL ASSUME THAT INFORMATION TO BE CORRECT AND WILL FABRICATE USING THAT INFORMATION.  
5b. S.W.S. WILL ASSUME THAT NOTES WRITTEN BY THE APPROVER ON THE APPROVAL DRAWINGS, (WHICH ASK FOR FIELD VERIFICATION OF DIMENSIONS), HAVE ALREADY BEEN ADDRESSED BY THE CONTRACTOR PRIOR TO THE RETURN OF THE APPROVAL DRAWINGS.

6. COORDINATION OF THESE SHOP DRAWINGS WITH THE PROJECT DRAWINGS AND WITH THOSE OF OTHER TRADES IS TO BE DONE BY THE ARCHITECT OR THE GENERAL CONTRACTOR.  
7. MANUFACTURING CANNOT BEGIN UNTIL ONE COPY OF THESE SHOP DRAWINGS, SIGNED AND DATED BY THE APPROVING AGENCY, HAS BEEN RETURNED TO STRUCTURAL WOOD SYSTEMS AND REVISIONS, IF ANY, HAVE BEEN MADE.

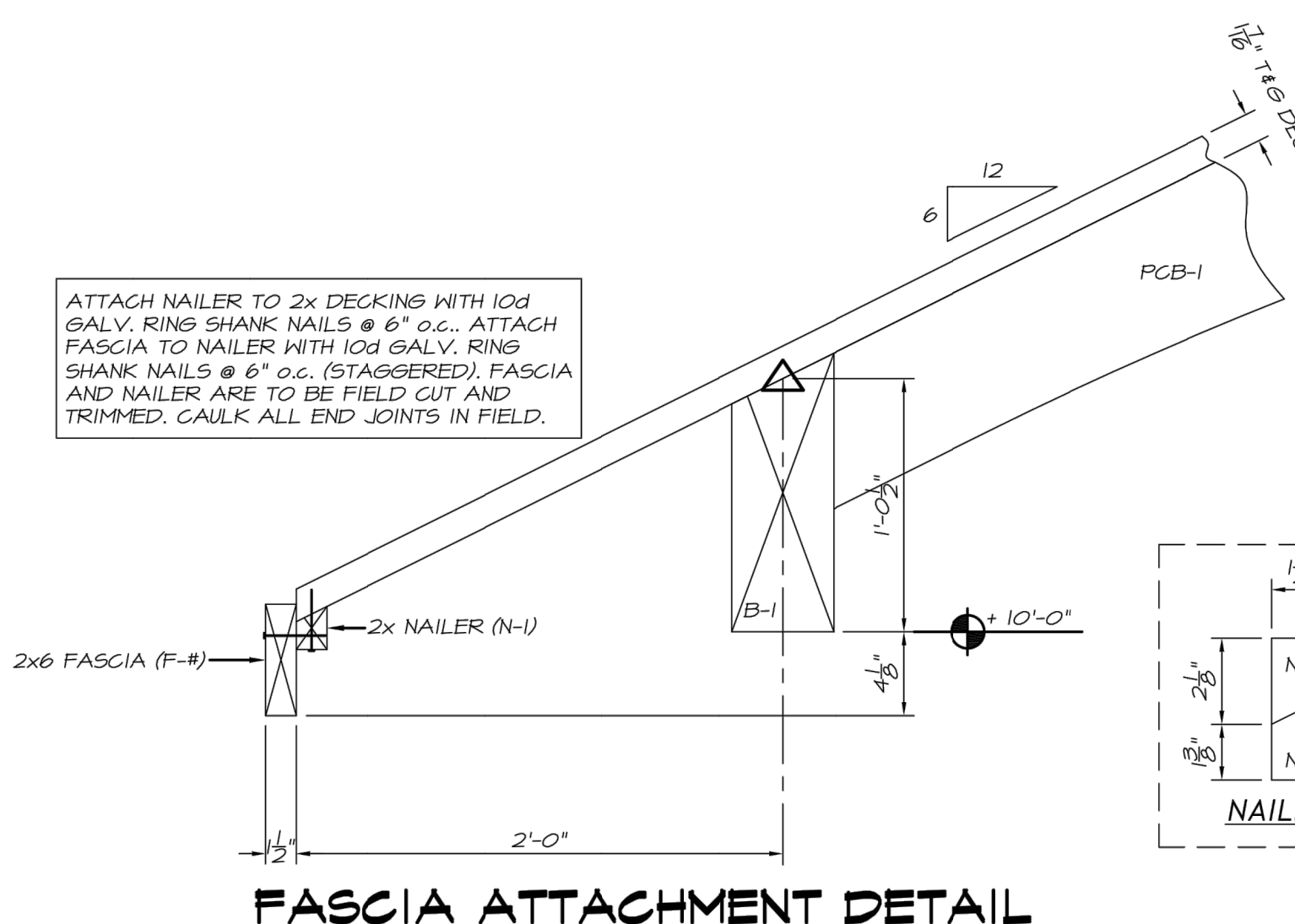
GENERAL CONTRACTOR / ERECTOR NOTE:

1. FOR THE UNLOADING, HANDLING AND CARE OF MATERIALS, REFER TO FORM SWS-50 WHICH WILL COMPLY SHIPMENT.  
2. MEMBER CONNECTIONS HAVE BEEN PREFABRICATED AS SHOWN ON THESE DRAWINGS, HOWEVER, ALL OF THE STEEL OR MEMBERS MAY NOT HAVE BEEN PREFIT. THE ERECTOR SHOULD THEREFORE CHECK FOR INTERFERENCES SUCH AS CLEARANCE AT WELDS OR PLATE WARPAGE. MINOR CORRECTIONS OF THIS SORT SHOULD BE MADE BEFORE ERECTING THE MEMBERS.  
3. BECAUSE OF THEIR SIZE AND WEIGHT IT IS OFTEN IMPOSSIBLE TO HANDLE PREFINISHED MEMBERS WITHOUT CAUSING SOME BLEMISH OR DAMAGE TO THE FINISHED SURFACE, EITHER IN SHIPMENT OR ON-SITE. EXTRA STAIN IS SHIPPED FOR THE CONTRACTORS USE IN TOUCH-UP, IF IT SHOULD BE REQUIRED. THE COST OF SUCH TOUCH-UP WORK SHALL BE THE CONTRACTORS RESPONSIBILITY.  
4. MINOR MISITS SUCH AS THOSE WHICH CAN BE CORRECTED BY ALIGNMENT WITH DRIFT PINS ARE A NORMAL EXPECTATION AND COST OF ERECTION, WHERE SHORTAGES OR OTHER ERRORS OCCUR, STRUCTURAL WOOD SYSTEMS SHOULD BE ADVISED IMMEDIATELY SO THAT THEY MAY DETERMINE THE CORRECTIVE ACTION TO BE TAKEN. BACKCHARGES WILL NOT BE ACCEPTED FOR UNAUTHORIZED CORRECTIVE WORK.  
5. IT IS THE INSTALLER'S RESPONSIBILITY TO ENSURE THAT THE GLULAM MEMBERS ARE RE-WRAPPED OR PROTECTED FROM THE ELEMENTS WHEN THE PAPER HAS BEEN REMOVED TO ATTACH STEEL AND HARDWARE CONNECTIONS. FAILURE TO COMPLETELY PROTECT THE MATERIAL WITH A WATER-REPELLANT OPAQUE COVERING WILL RESULT IN UNEVEN DISCOLORATION OF THE MEMBERS BY SUNLIGHT AND/OR OTHER ELEMENTS.

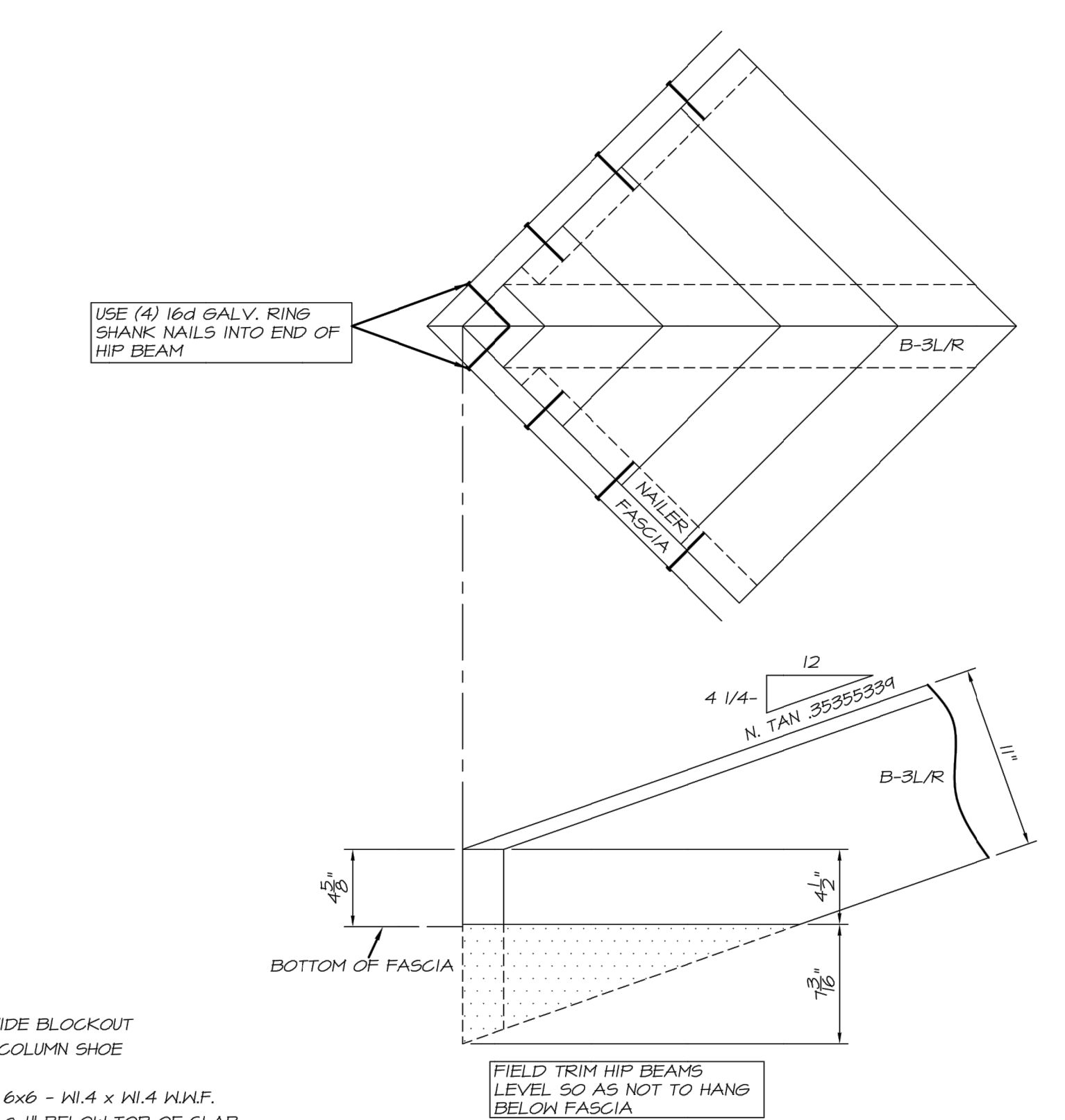


COLUMN FOOTING DETAIL (BY G.C.) (3/4" = 1'-0")

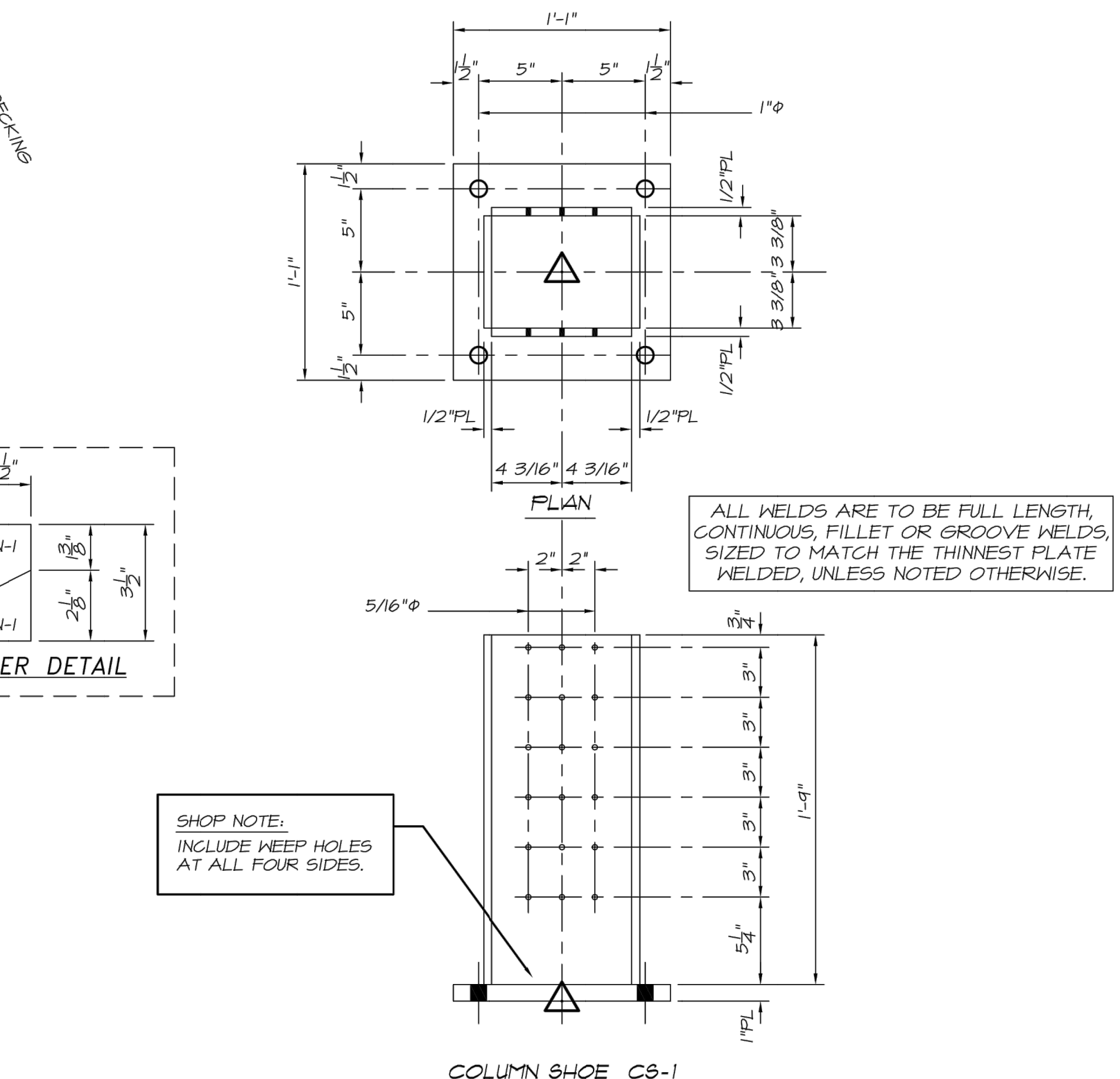
NOTES:  
1. SLAB INFORMATION SHOWN IS SUGGESTED. SLAB DESIGN IS NOT BY STRUCTURAL WOOD SYSTEMS.



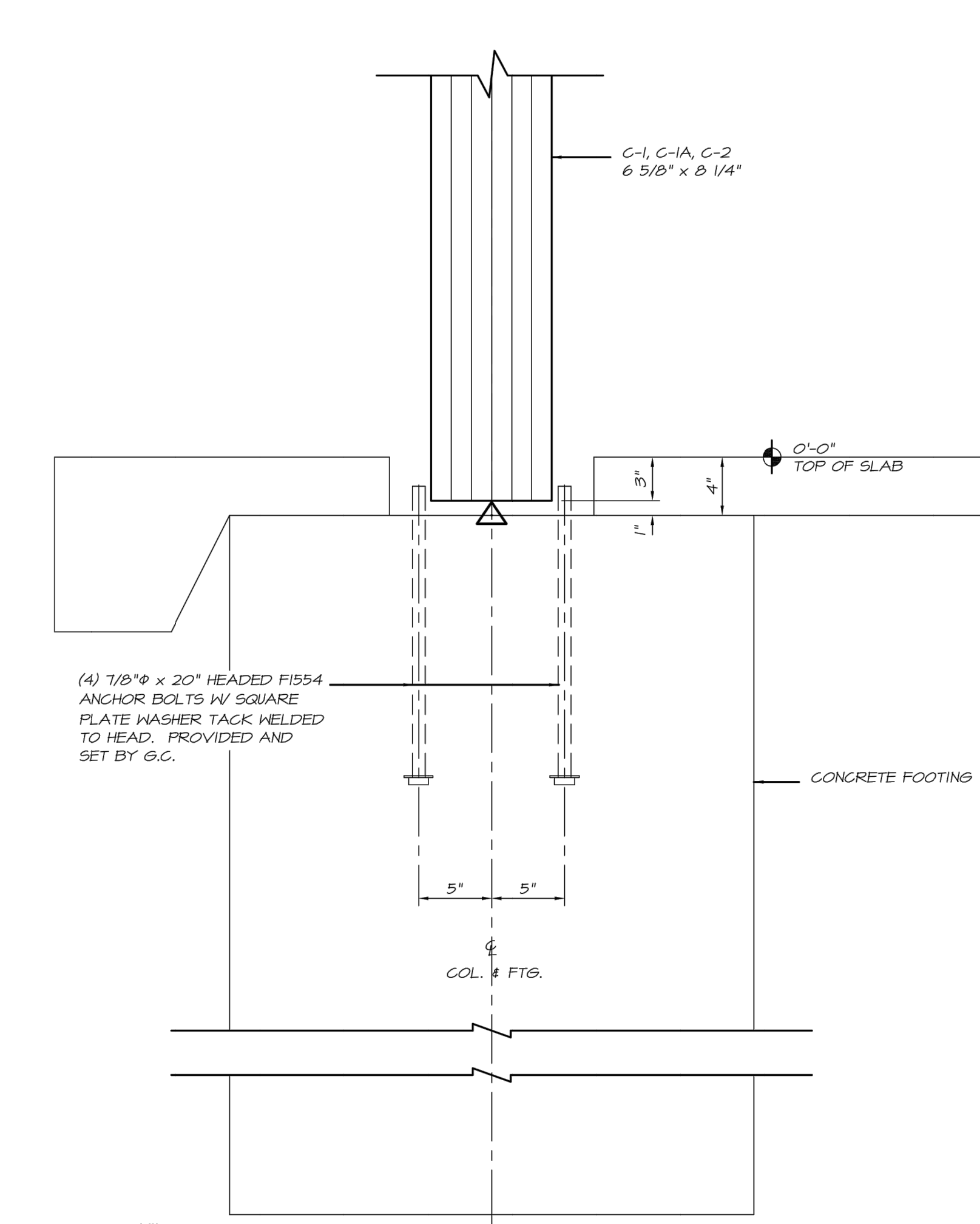
FASCIA ATTACHMENT DETAIL



HIP BEAM (FIELD MODIFICATION)




COLUMN SHOE CS-1




6 CONN S-1 (1/2" = 1'-0")

1 CS-1 ( COLUMN SHOE )  
36 SIMPSON 1/4" x 2 1/2" SDS SCREW

REVISED FINAL PRINT  
APPROVED FOR FABRICATION



3-05-20 11-19-19	DATE	REVISIONS	BY WHOM	PROJECT: 20' x 40' CUSTOM SHELTER LOCATION: MERCER ISLAND, WA	STRUCTURAL WOOD SYSTEMS A DIVISION OF HARRISON INDUSTRIES P.O. BOX 250 GREENVILLE, ALABAMA 36037
3-05-20	DATE	REVISIONS	BY WHOM	ARCHITECT:	PHONE: 334 / 382-6534 FAX: 334 / 382-4260
				ENGINEER:	JOB NO. L-719-2-19
				CUSTOMER: PORTERCORP	SHEET NO. 2 OF 8
				DRAWN BY: HLB DATE: 5-4-19	1/4" = 1'-0"
				CHECKED BY: BSO DATE: 5-23-19	



Calvin J.  
Coatsworth  
Architects, PC

1574 Gulf Road  
PMB 212  
Point Roberts, WA 98281  
Phone: 949.833.1930  
Fax: 949.833.1140



**GREYSTAR**

SHOREWOOD  
HEIGHTS

EXISTING EXTERIOR SPORTS  
PAVILION REMODEL  
3215 W SAVANNAH LN  
MERCER ISLAND, WA 98040

MILESTONES:

REVISIONS:

3 MAY 2019	CLIENT REVIEW
30 MAY 2019	CITY SUBMITTAL
07 JULY 2019	DESIGN REVIEW SUBMITTAL
15 JULY 2019	DESIGN REVIEW INTAKE SCREENING
26 AUGUST 2019	PLANNING/BUILDING COMMENTS
13 JANUARY 2020	PLANNING/BUILDING COMMENTS
24 JANUARY 2020	PLANNING/BUILDING COMMENTS
10 MARCH 2020	PLANNING/BUILDING COMMENTS

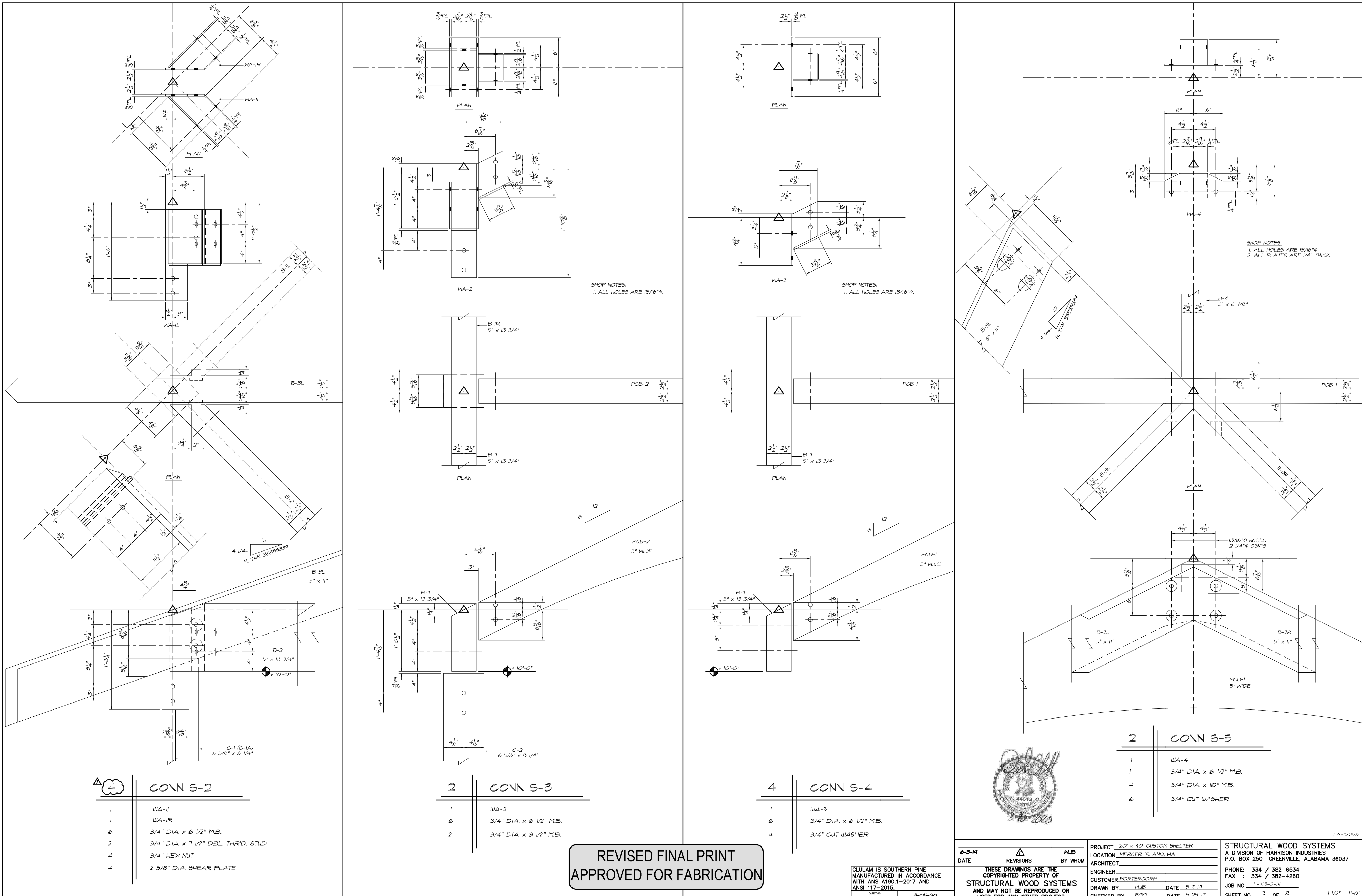
PROJECT: 19027- Sports Pavilion  
FILE: A-503.DWG

DATE: 19 APRIL 2019  
DRAWN BY: CP


SHEET TITLE:  
ENGINEERED DRAWINGS

**A-503**

SHEET - OF -  
UNIFORM DRAWING SYSTEM - U.S. NATIONAL CAD STANDARD VERSION 3.1







Calvin J. Coatsworth Architects, PC

1574 Gulf Road  
PMB 212  
Point Roberts, WA 98281  
Phone: 949.833.1930  
Fax: 949.833.1140



GREYSTAR

SHOREWOOD HEIGHTS

EXISTING EXTERIOR SPORTS PAVILION REMODEL  
3215 W SAVANNAH LN  
MERCER ISLAND, WA 98040

MILESTONES:

REVISIONS:

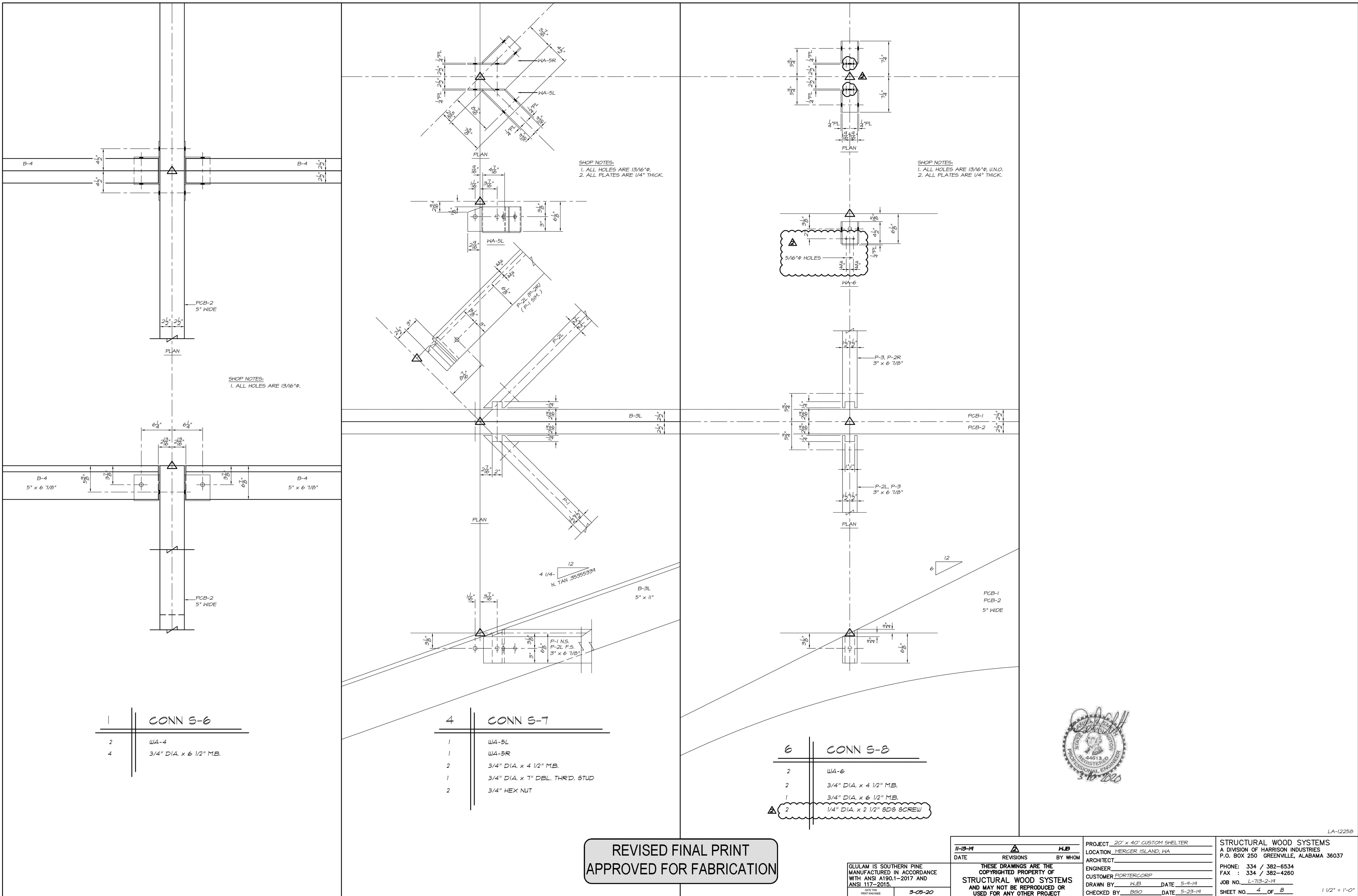
3 MAY 2019	CLIENT REVIEW
30 MAY 2019	CITY SUBMITTAL
07 JULY 2019	DESIGN REVIEW SUBMITTAL
15 JULY 2019	DESIGN REVIEW INTAKE SCREENING
26 AUGUST 2019	PLANNING/BUILDING COMMENTS
13 JANUARY 2020	PLANNING/BUILDING COMMENTS
24 JANUARY 2020	PLANNING/BUILDING COMMENTS
10 MARCH 2020	PLANNING/BUILDING COMMENTS


PROJECT: 19027- Sports Pavilion  
FILE: A-504.DWG  
DATE: 19 APRIL 2019  
DRAWN BY: CP

SHEET TITLE:  
ENGINEERED DRAWINGS

A-504

SHEET - OF -  
UNIFORM DRAWING SYSTEM - U.S. NATIONAL CAD STANDARD VERSION 3.1





Calvin J. Coatsworth Architects, PC

1574 Gulf Road  
PMB 212  
Point Roberts, WA 98281  
Phone: 949.833.1930  
Fax: 949.833.1140



GREYSTAR

SHOREWOOD HEIGHTS

EXISTING EXTERIOR SPORTS PAVILION REMODEL  
3215 W SAVANNAH LN  
MERCER ISLAND, WA 98040

MILESTONES:

REVISIONS:

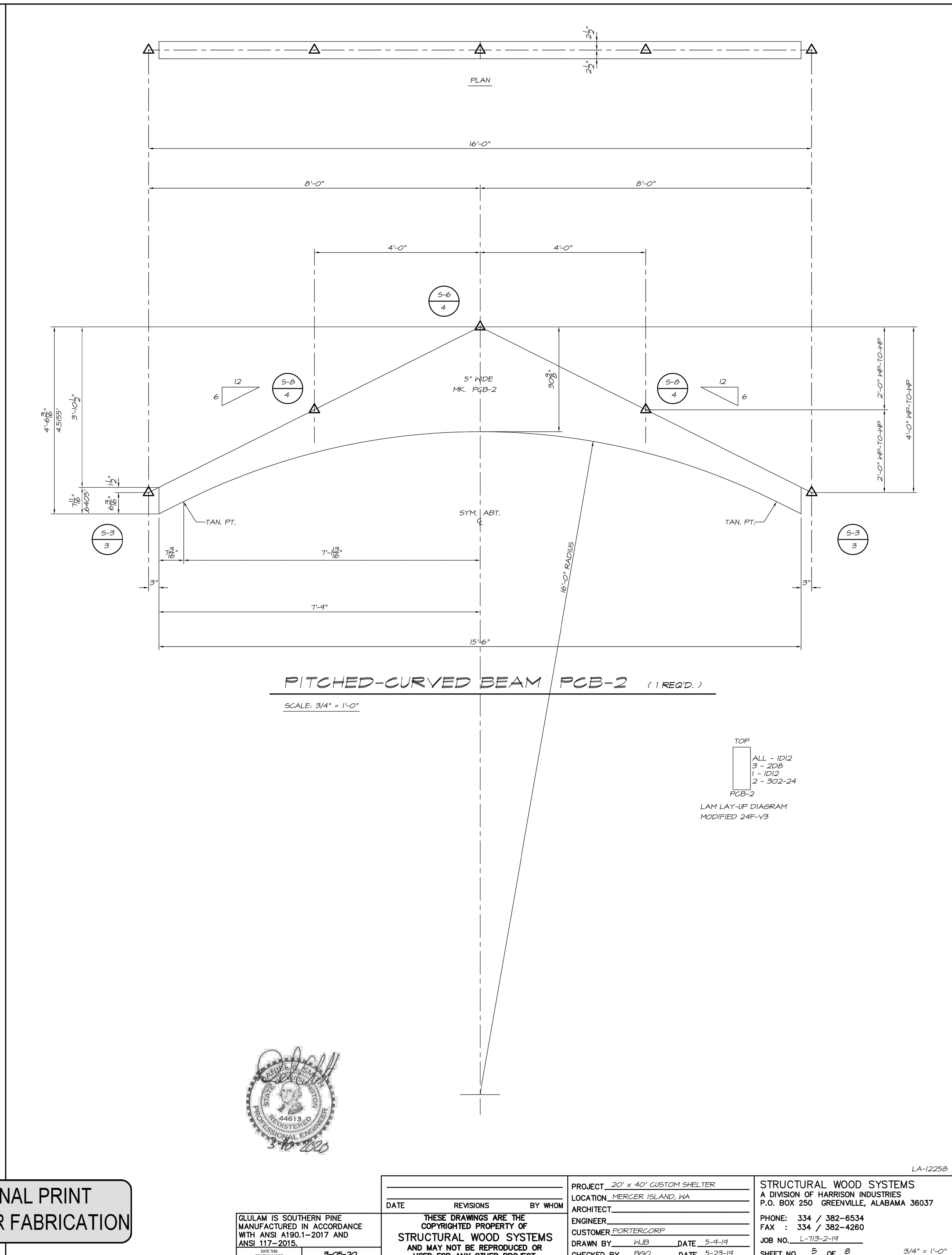
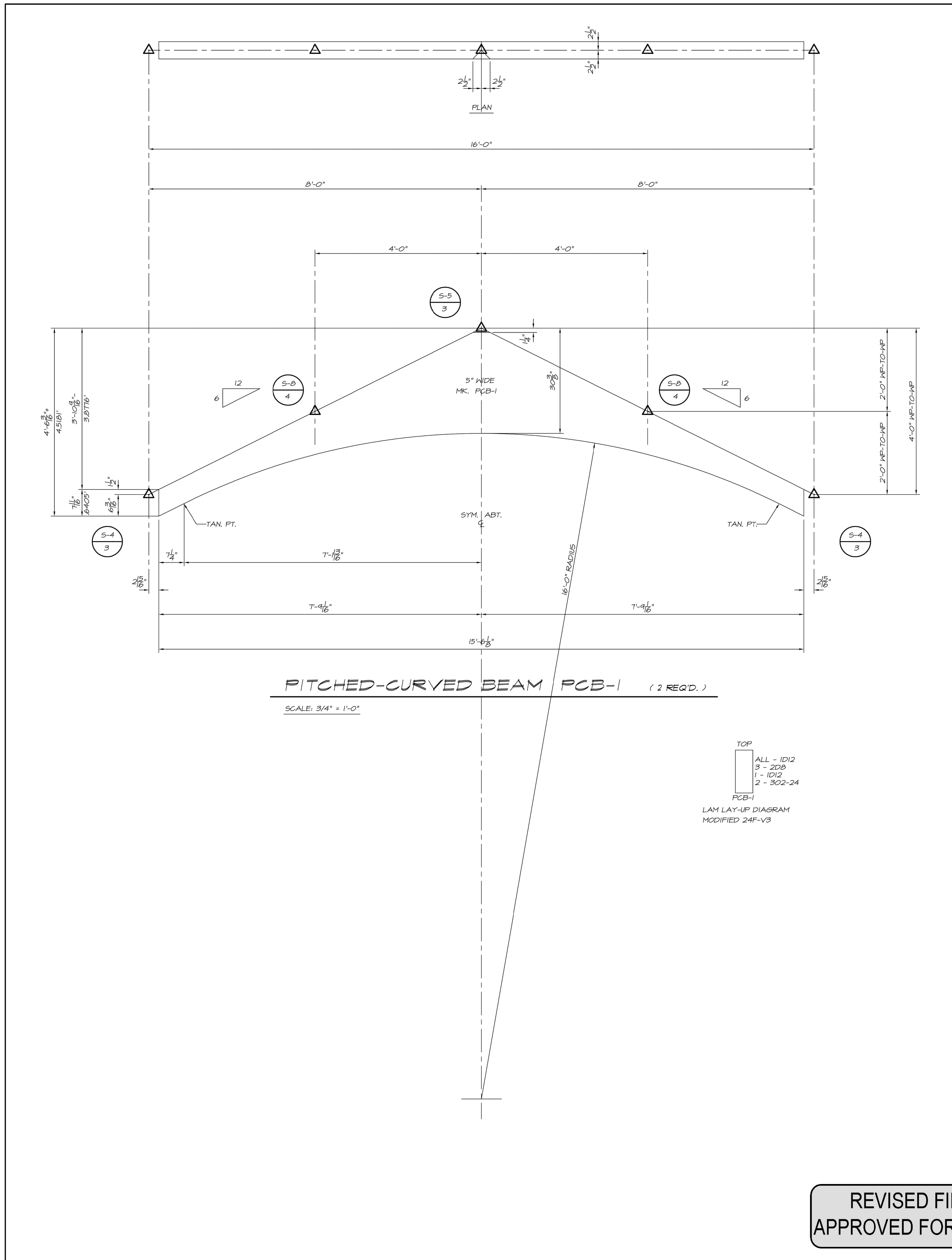
3 MAY 2019	CLIENT REVIEW
30 MAY 2019	CITY SUBMITTAL
07 JULY 2019	DESIGN REVIEW SUBMITTAL
15 JULY 2019	DESIGN REVIEW INTAKE SCREENING
26 AUGUST 2019	DESIGN REVIEW/CITY SUBMITTAL
13 JANUARY 2020	PLANNING/BUILDING COMMENTS
24 JANUARY 2020	PLANNING/BUILDING COMMENTS
10 MARCH 2020	PLANNING/BUILDING COMMENTS

PROJECT: 19027- Sports Pavilion  
FILE: A-505.DWG  
DATE: 19 APRIL 2019  
DRAWN BY: CP


SHEET TITLE: ENGINEERED DRAWINGS

A-505


SHEET - OF -  
UNIFORM DRAWING SYSTEM - U.S. NATIONAL CAD STANDARD VERSION 3.1



REVISED FINAL PRINT  
APPROVED FOR FABRICATION



DATE	REVISIONS	BY	WHOM
PROJECT: 20' x 40' CUSTOM SHELTER			
LOCATION: MERCER ISLAND, WA			
ARCHITECT:			
ENGINEER: PORTER CORP			
CUSTOMER: ALB			
DRAWN BY: ALB DATE: 5-4-19			
CHECKED BY: BGO DATE: 5-23-19			
STRUCTURAL WOOD SYSTEMS A DIVISION OF HARRISON INDUSTRIES P.O. BOX 250 GREENVILLE, ALABAMA 36037			
PHONE: 334 / 382-6534			
FAX: 334 / 382-4260			
JOB NO.: L-719-2-19			
SHEET NO. 5 OF 8			
3/4" = 1'-0"			



Calvin J. Coatsworth Architects, PC

1574 Gulf Road  
PMB 212  
Point Roberts, WA 98281  
Phone: 949.833.1930  
Fax: 949.833.1140



GREYSTAR

SHOREWOOD HEIGHTS

EXISTING EXTERIOR SPORTS PAVILION REMODEL  
3215 W SAVANNAH LN  
MERCER ISLAND, WA 98040

MILESTONES:

REVISIONS:


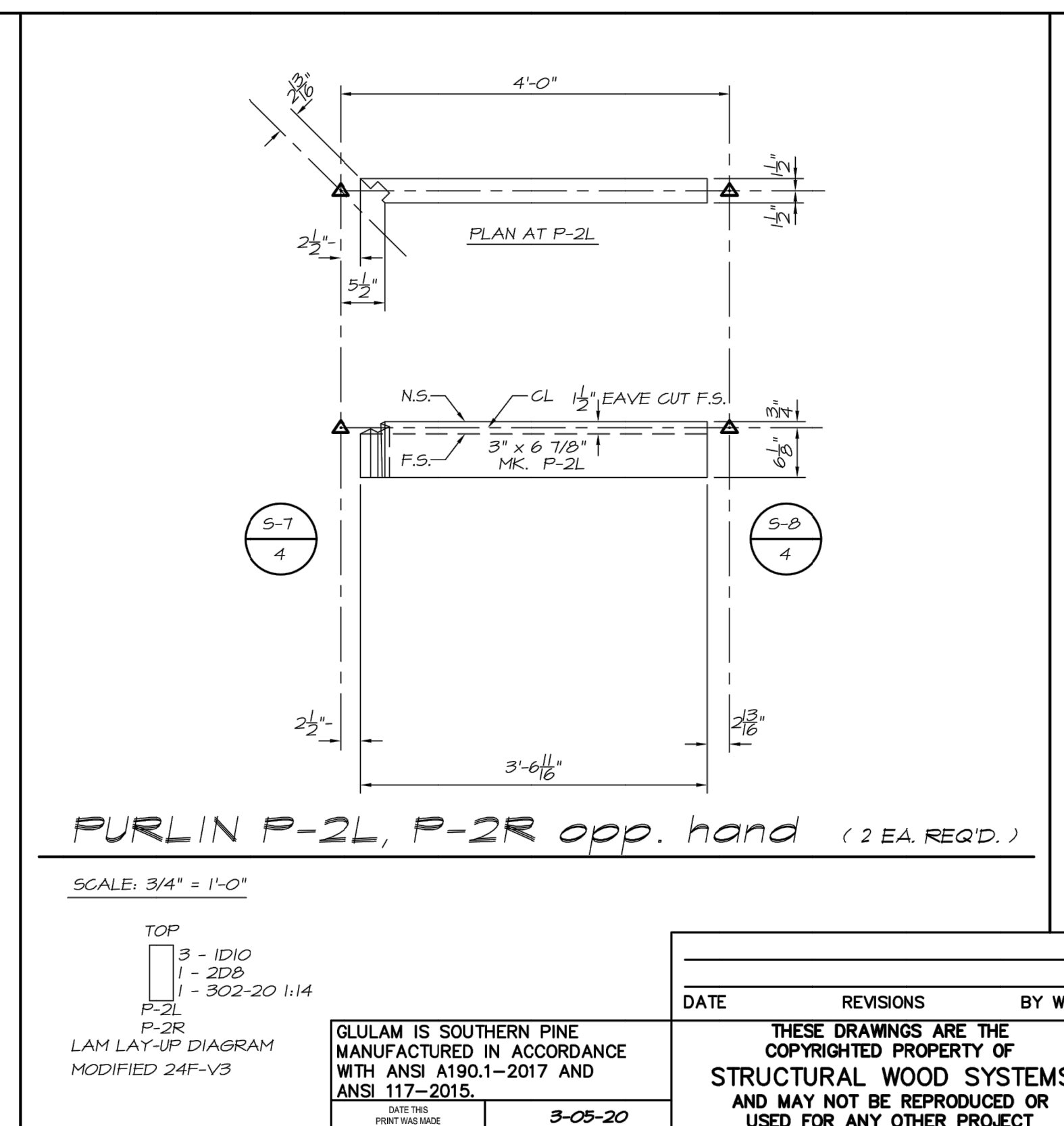
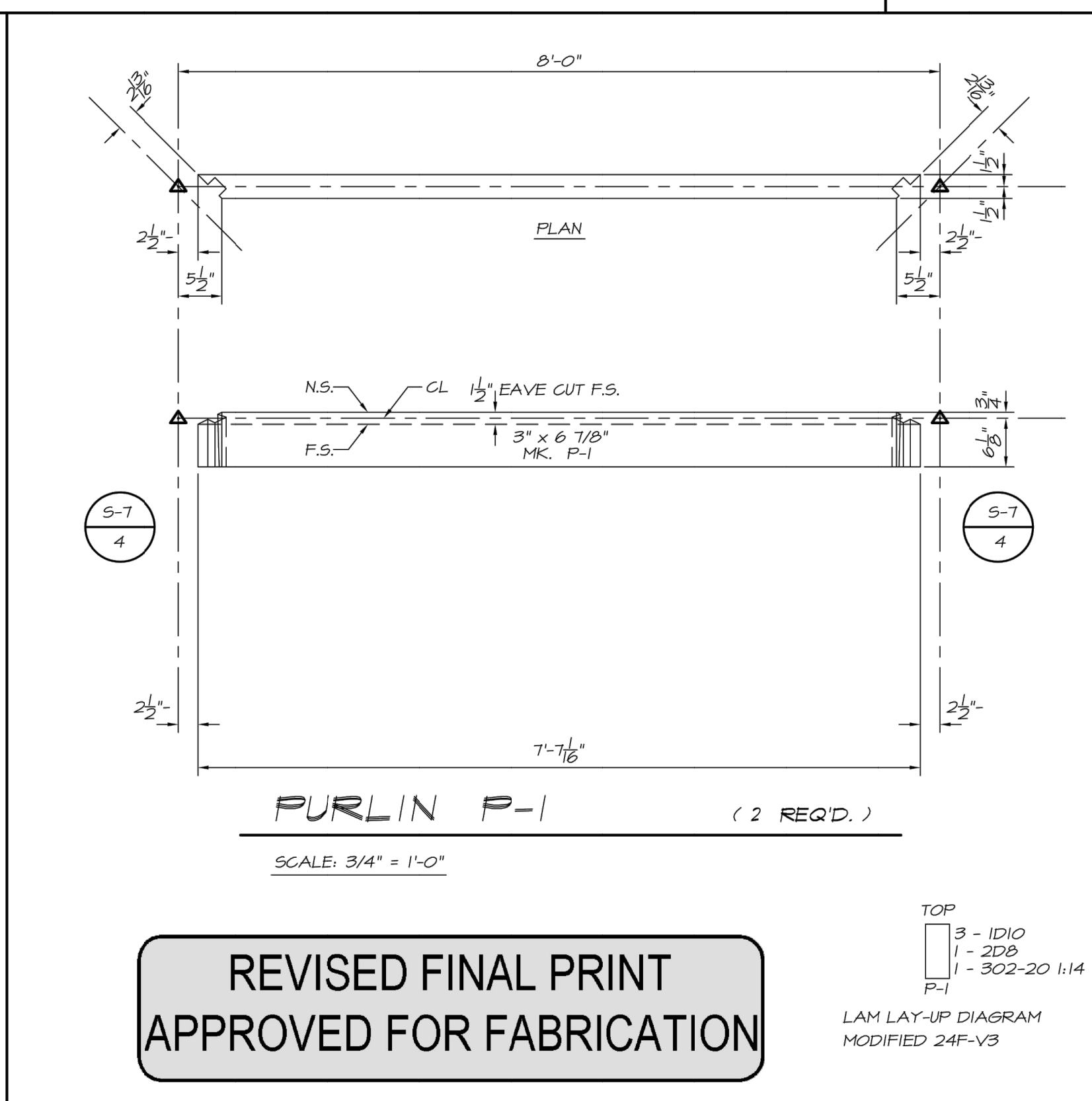
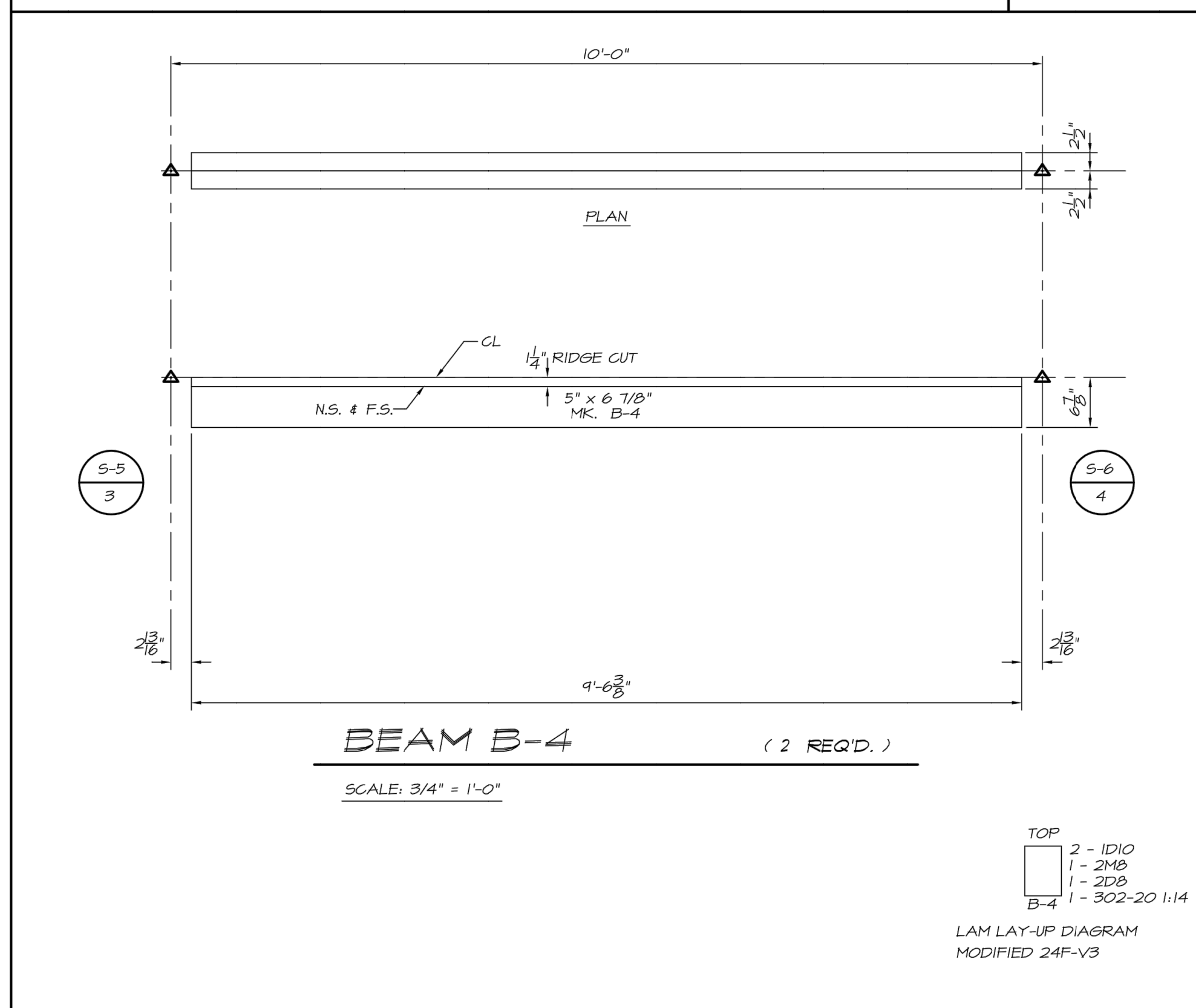
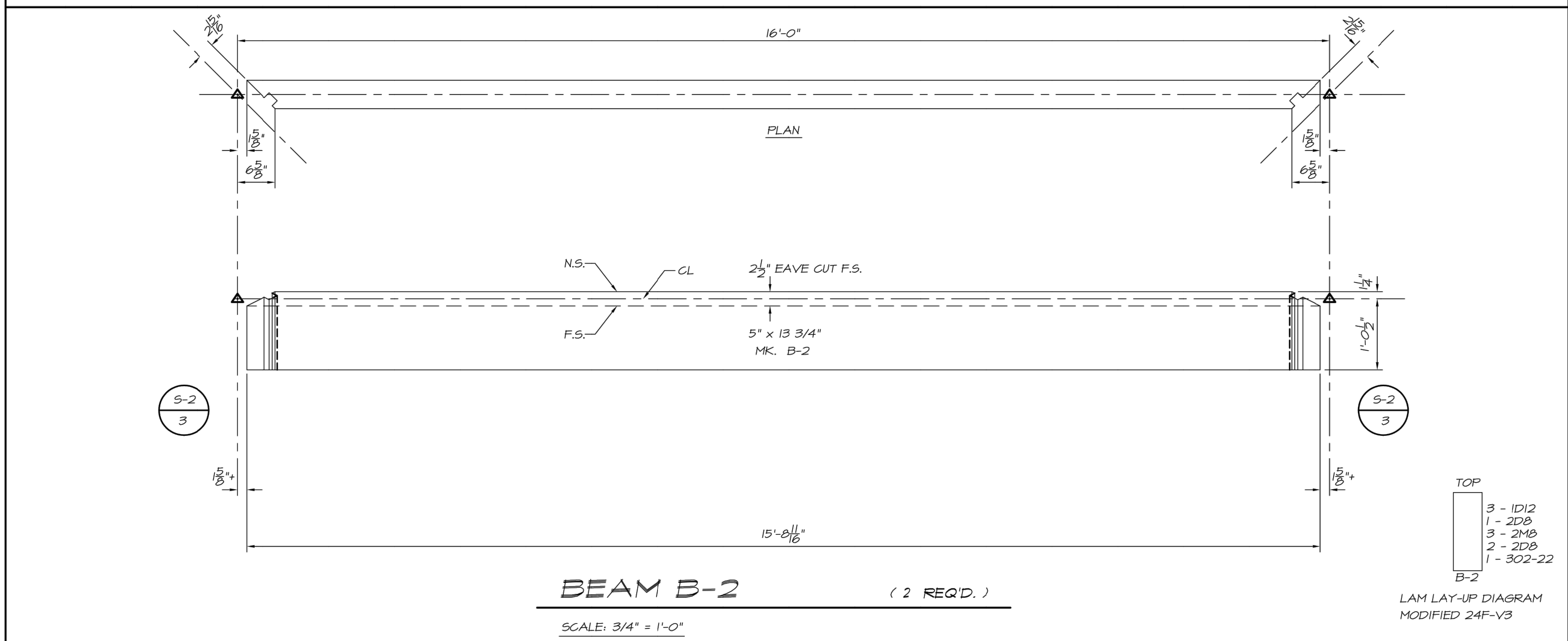
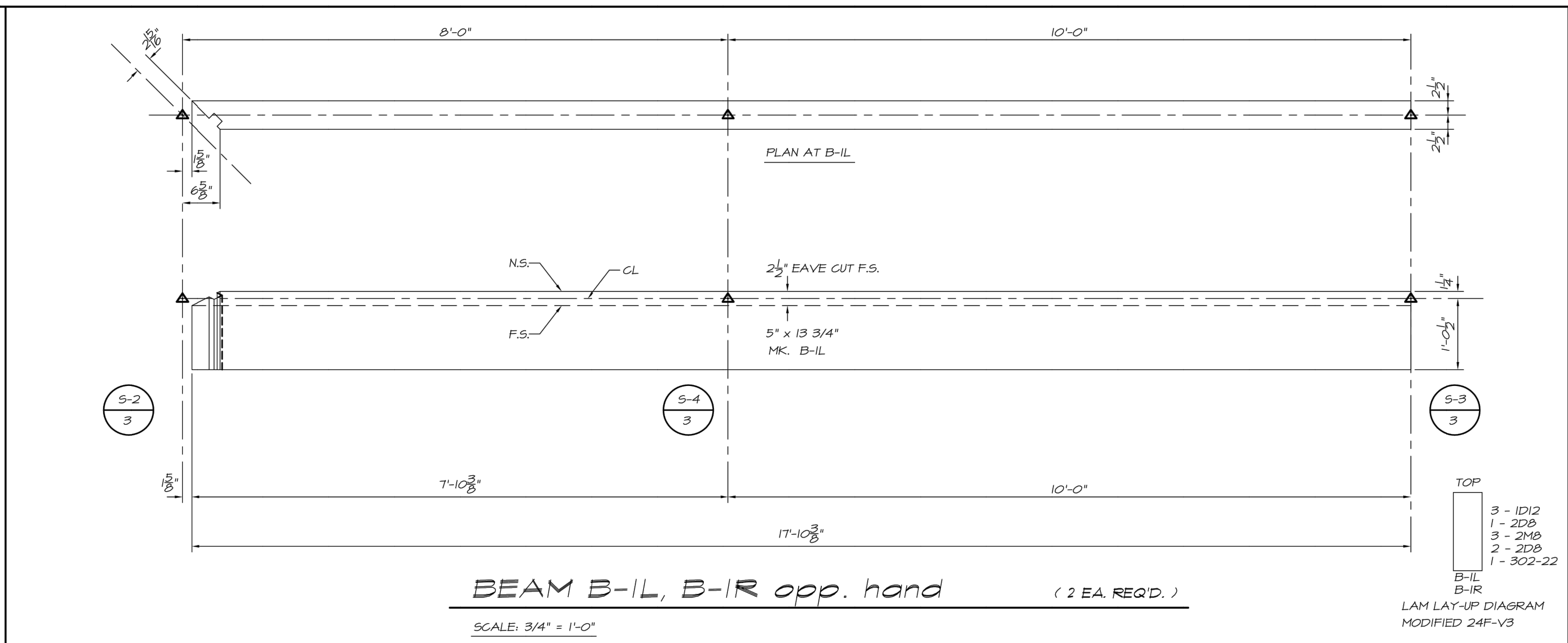
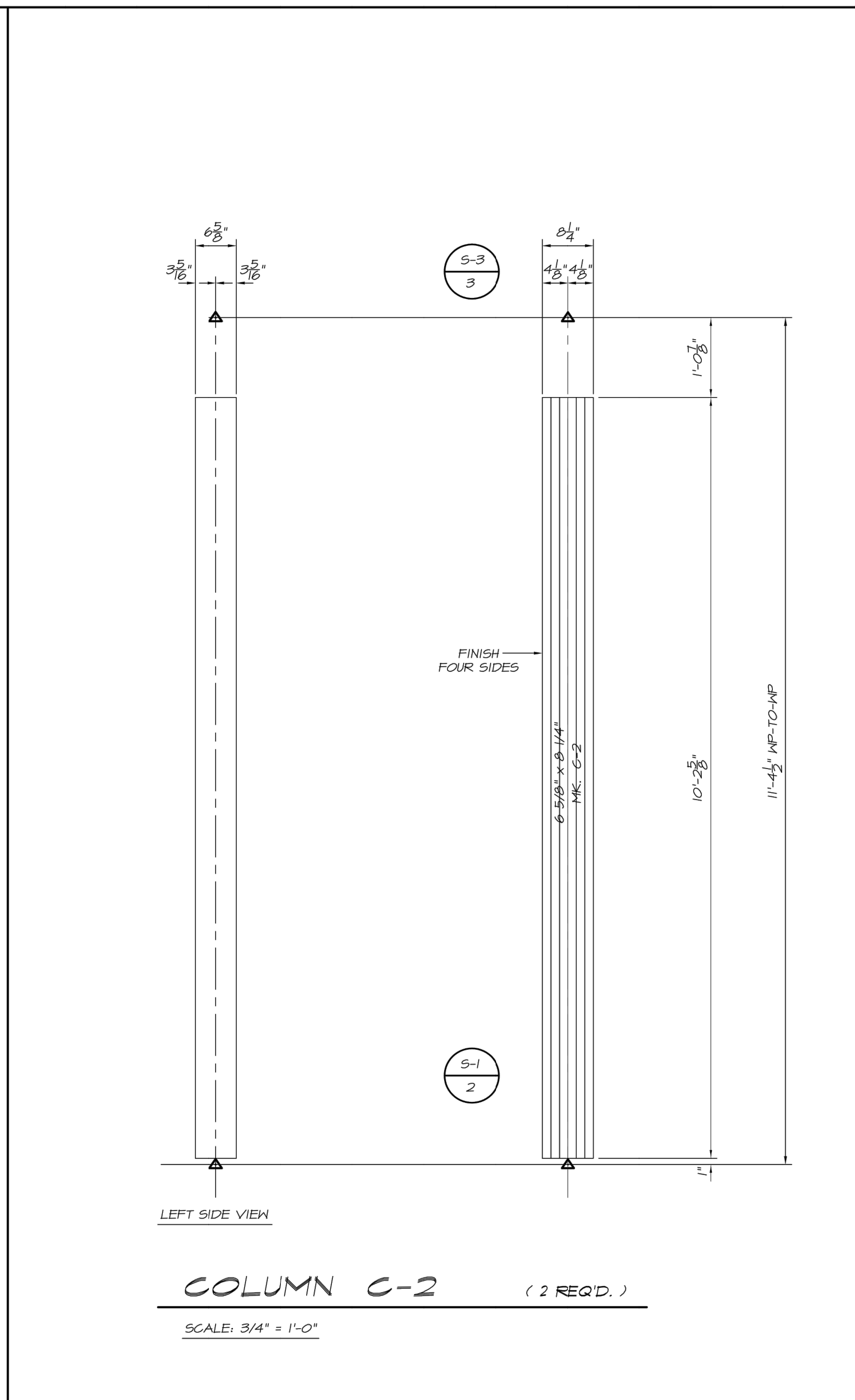
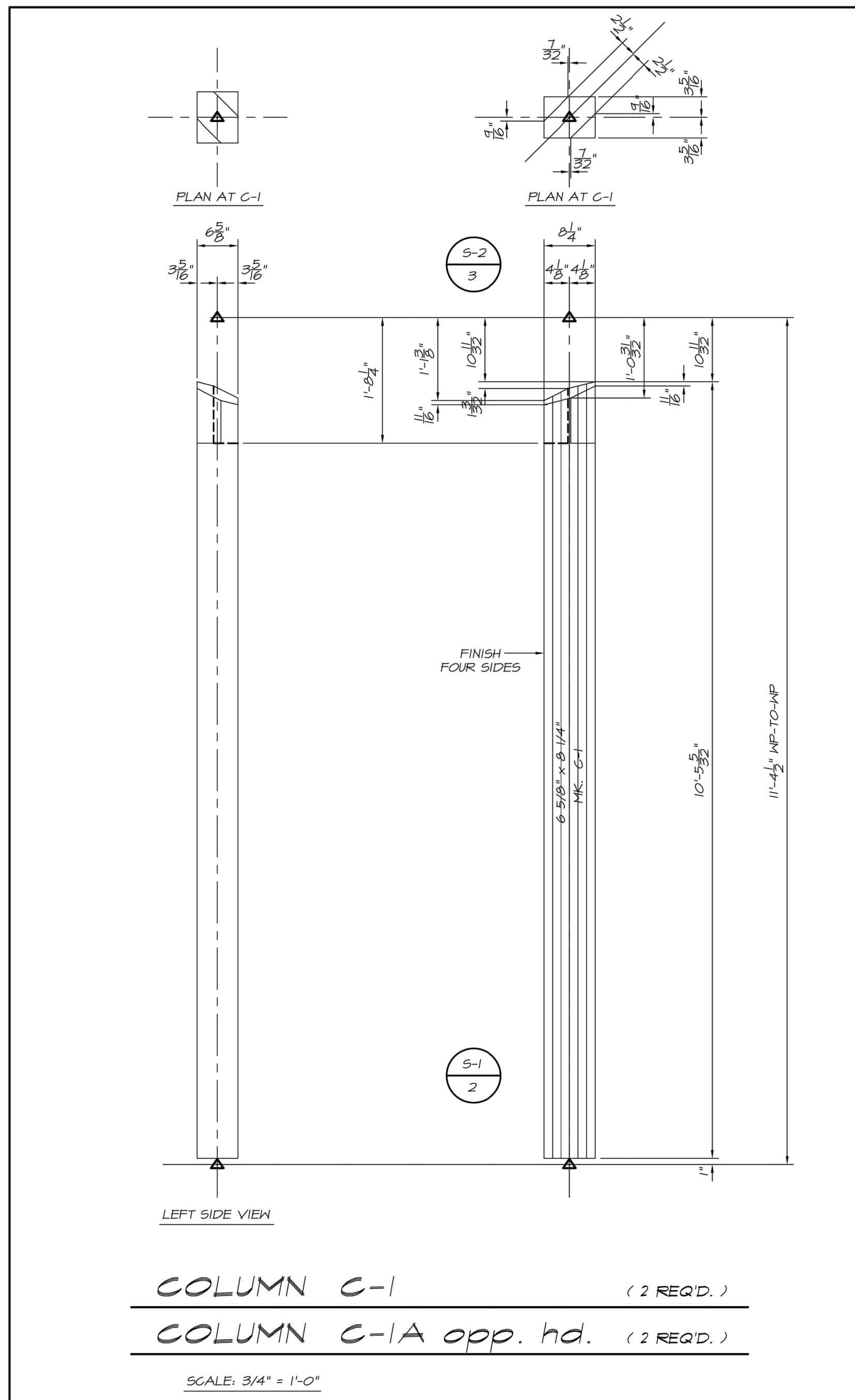
3 MAY 2019	CLIENT REVIEW
30 MAY 2019	CITY SUBMITTAL
07 JULY 2019	DESIGN REVIEW SUBMITTAL
15 JULY 2019	DESIGN REVIEW INTAKE SCREENING
26 AUGUST 2019	PLANNING/BUILDING COMMENTS
13 JANUARY 2020	PLANNING/BUILDING COMMENTS
24 JANUARY 2020	PLANNING/BUILDING COMMENTS
10 MARCH 2020	PLANNING/BUILDING COMMENTS

PROJECT: 19027- Sports Pavilion  
FILE: A-506.DWG  
DATE: 19 APRIL 2019  
DRAWN BY: CP

SHEET TITLE:  
ENGINEERED DRAWINGS

A-506


SHEET - OF -  
UNIFORM DRAWING SYSTEM - U.S. NATIONAL CAD STANDARD VERSION 3.1



REVISED FINAL PRINT  
APPROVED FOR FABRICATION

DATE	REVISIONS	BY	WHOM
3-08-20			

PROJECT: 20' x 40' CUSTOM SHELTER	STRUCTURAL WOOD SYSTEMS A DIVISION OF HARRISON INDUSTRIES P.O. BOX 250 GREENVILLE, ALABAMA 36037
LOCATION: MERCER ISLAND, WA	PHONE: 334 / 382-6534
ARCHITECT:	FAX: 334 / 382-4260
ENGINEER: PORTER2CORP	JOB NO.: L-719-2-19
CUSTOMER: PORTER2CORP	SHEET NO.: 6 OF 8
DRAWN BY: ALB DATE: 5-4-19	
CHECKED BY: BSG DATE: 5-23-19	



Calvin J. Coatsworth Architects, PC

1574 Gulf Road  
PMB 212  
Point Roberts, WA 98281  
Phone: 949.833.1930  
Fax: 949.833.1140



**GREYSTAR**

SHOREWOOD HEIGHTS

EXISTING EXTERIOR SPORTS PAVILION REMODEL  
3215 W SAVANNAH LN  
MERCER ISLAND, WA 98040

MILESTONES:

REVISIONS:

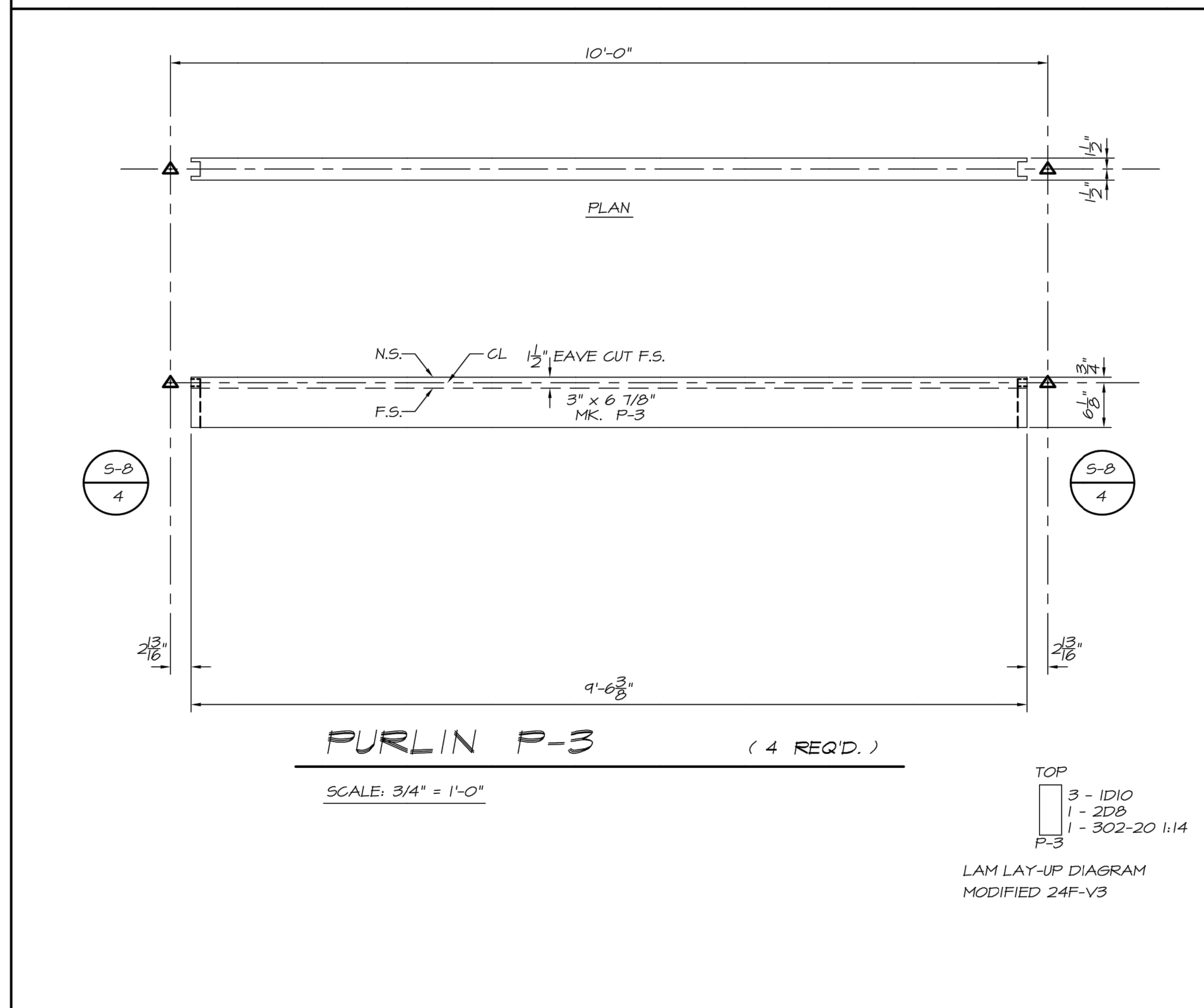
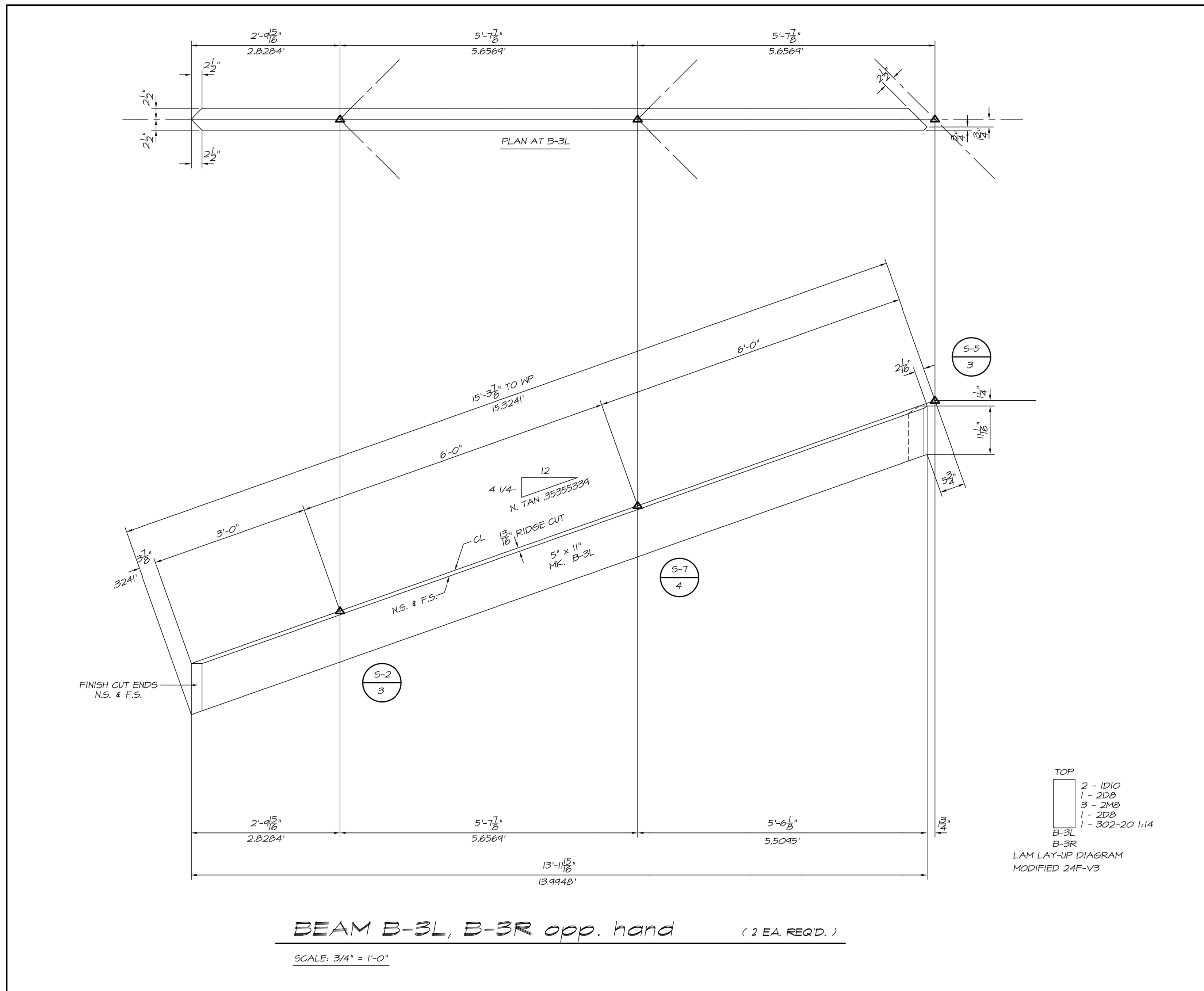
3 MAY 2019	CLIENT REVIEW
30 MAY 2019	CITY SUBMITTAL
07 JULY 2019	DESIGN REVIEW SUBMITTAL
15 JULY 2019	DESIGN REVIEW INTAKE SCREENING
26 AUGUST 2019	PLANNING/BUILDING COMMENTS
13 JANUARY 2020	PLANNING/BUILDING COMMENTS
24 JANUARY 2020	PLANNING/BUILDING COMMENTS
10 MARCH 2020	PLANNING/BUILDING COMMENTS

PROJECT: 19027- Sports Pavilion  
FILE: A-507.DWG  
DATE: 19 APRIL 2019  
DRAWN BY: CP

SHEET TITLE:  
ENGINEERED DRAWINGS

**A-507**

SHEET - OF -  
UNIFORM DRAWING SYSTEM - U.S. NATIONAL CAD STANDARD VERSION 3.1



REVISED FINAL PRINT  
APPROVED FOR FABRICATION




G. WILLIAMS IS SOUTHERN PINE  
MANUFACTURED IN ACCORDANCE  
WITH ANSI A190.1-2017 AND  
ANSI 117-2015.  
3-10-2019

DATE	REVISIONS	BY WHOM
3-05-20		

PROJECT: 20' x 40' CUSTOM SHELTER  
LOCATION: MERCER ISLAND, WA  
ARCHITECT:  
ENGINEER: PORTER2CORP  
CUSTOMER: ALB  
DRAWN BY: ALB DATE: 5-4-19  
CHECKED BY: BSG DATE: 5-23-19

STRUCTURAL WOOD SYSTEMS  
A DIVISION OF HARRISON INDUSTRIES  
P.O. BOX 250 GREENVILLE, ALABAMA 36037  
PHONE: 334 / 382-6534  
FAX: 334 / 382-4260  
JOB NO.: L-719-2-19  
SHEET NO.: 7 OF 8 3/4" = 1'-0"



Calvin J.  
Coatsworth  
Architects, PC

1574 Gulf Road  
PMB 212  
Point Roberts, WA 98281  
Phone: 949.833.1930  
Fax: 949.833.1140



**GREYSTAR**

SHOREWOOD  
HEIGHTS

EXISTING EXTERIOR SPORTS  
PAVILION REMODEL  
3215 W SAVANNAH LN  
MERCER ISLAND, WA 98040

MILESTONES:

REVISIONS:

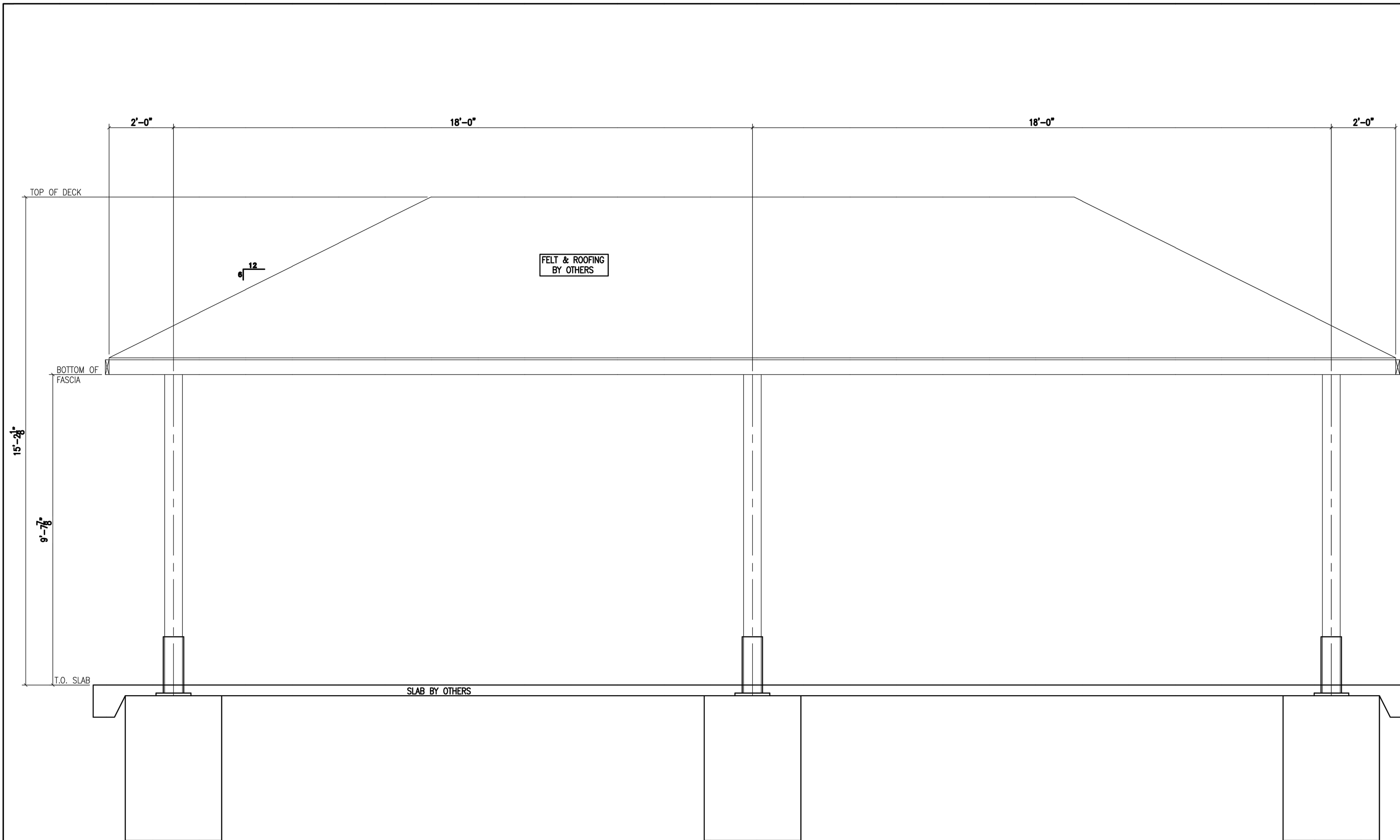
3 MAY 2019	CLIENT REVIEW
30 MAY 2019	CITY SUBMITTAL
07 JULY 2019	DESIGN REVIEW SUBMITTAL
15 JULY 2019	DESIGN REVIEW INTAKE SCREENING
26 AUGUST 2019	PLANNING/BUILDING COMMENTS
13 JANUARY 2020	PLANNING/BUILDING COMMENTS
24 JANUARY 2020	PLANNING/BUILDING COMMENTS
10 MARCH 2020	PLANNING/BUILDING COMMENTS

PROJECT: 19027- Sports Pavilion  
FILE: A-508.DWG  
DATE: 19 APRIL 2019  
DRAWN BY: CP

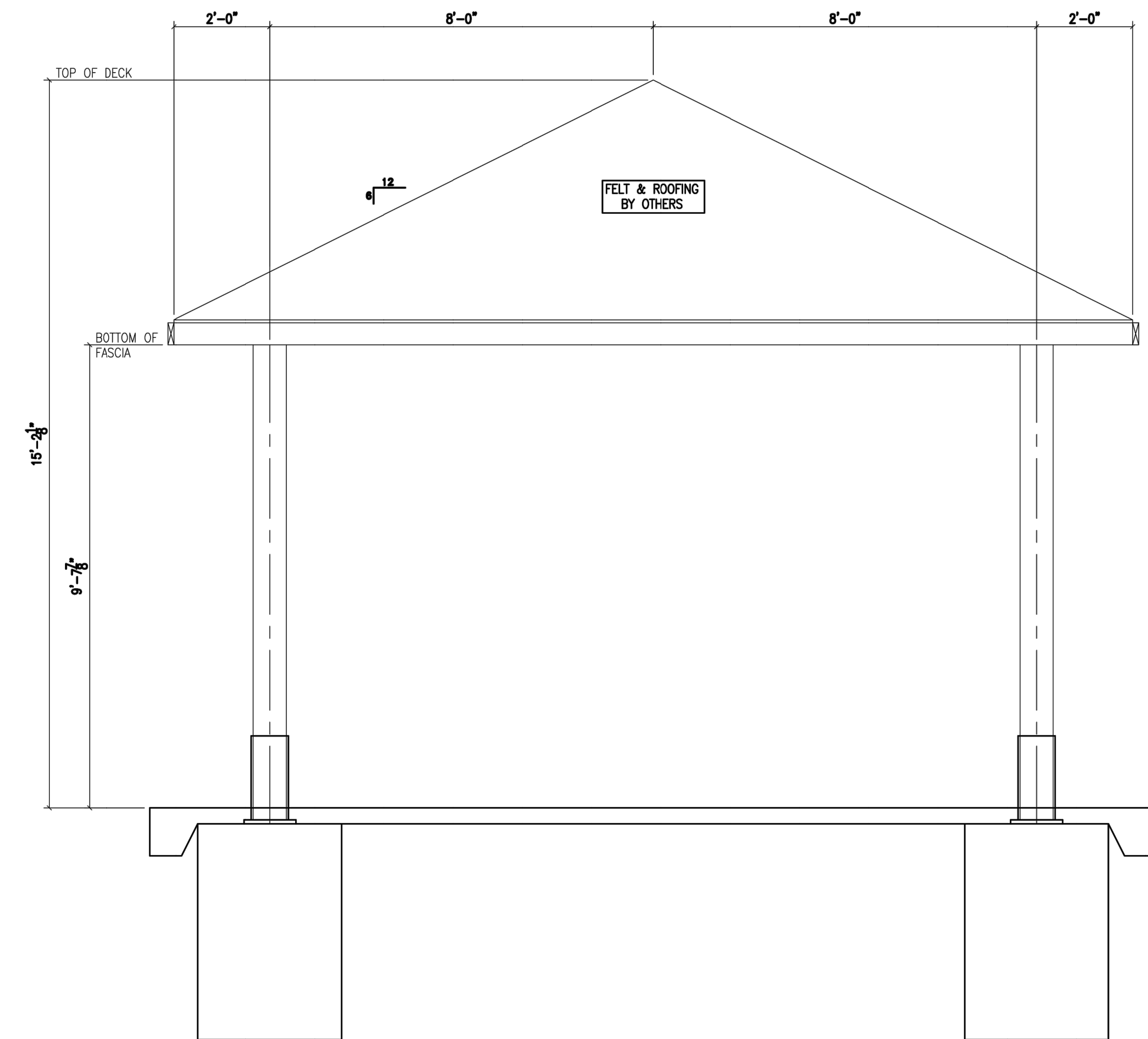
SHEET TITLE:  
ENGINEERED DRAWINGS

**A-508**

SHEET - OF -  
UNIFORM DRAWING SYSTEM - U.S. NATIONAL CAD STANDARD VERSION 3.1



ELEVATION FRONT VIEW SHELTER



ELEVATION SIDE VIEW SHELTER

REVISED FINAL PRINT  
APPROVED FOR FABRICATION



GLULAM IS SOUTHERN PINE  
MANUFACTURED IN ACCORDANCE  
WITH ANSI A190.1-2017 AND  
ANSI 117-2015.  
DATE: 5-05-20

3/05/20	PLAN REVIEW	E.F.
DATE	REVISIONS	BY WHOM

PROJECT: 20' x 40' CUSTOM SHELTER  
LOCATION: MERCER ISLAND, WA  
ARCHITECT:  
ENGINEER:  
CUSTOMER: PORTER CORP  
DRAWN BY: EF DATE: 3-05-20  
CHECKED BY: PL DATE: 3-05-20

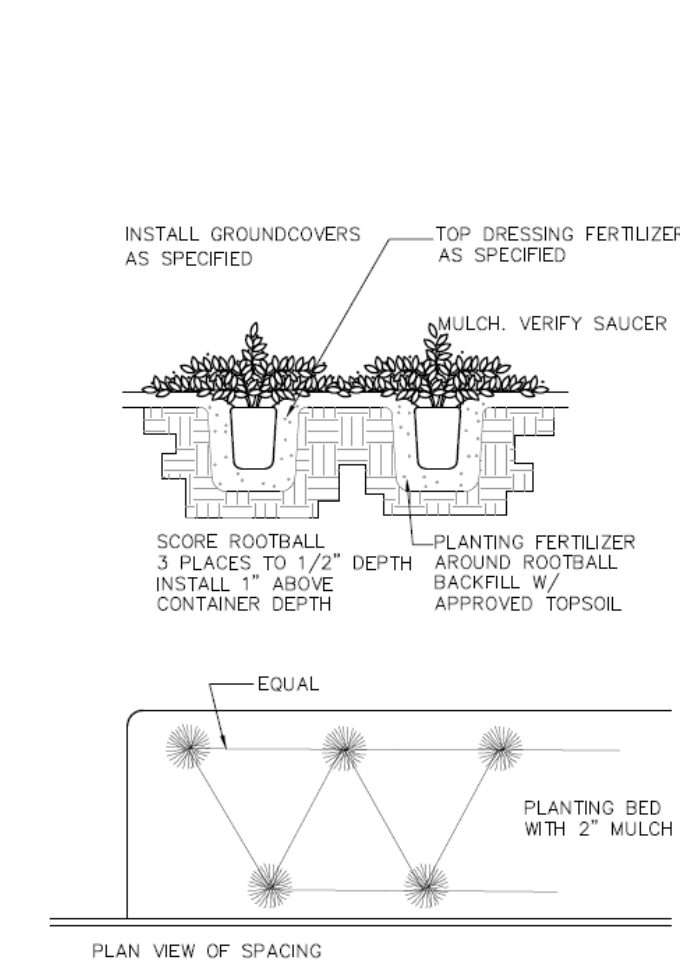
STRUCTURAL WOOD SYSTEMS  
A DIVISION OF HARRISON INDUSTRIES  
P.O. BOX 250 GREENVILLE, ALABAMA 36037  
PHONE: 334 / 382-8534  
FAX: 334 / 382-4280  
JOB NO.: L-712-2-19  
SHEET NO.: 8 OF 8 1/2" = 1'-0"

### SITE PLAN KEY

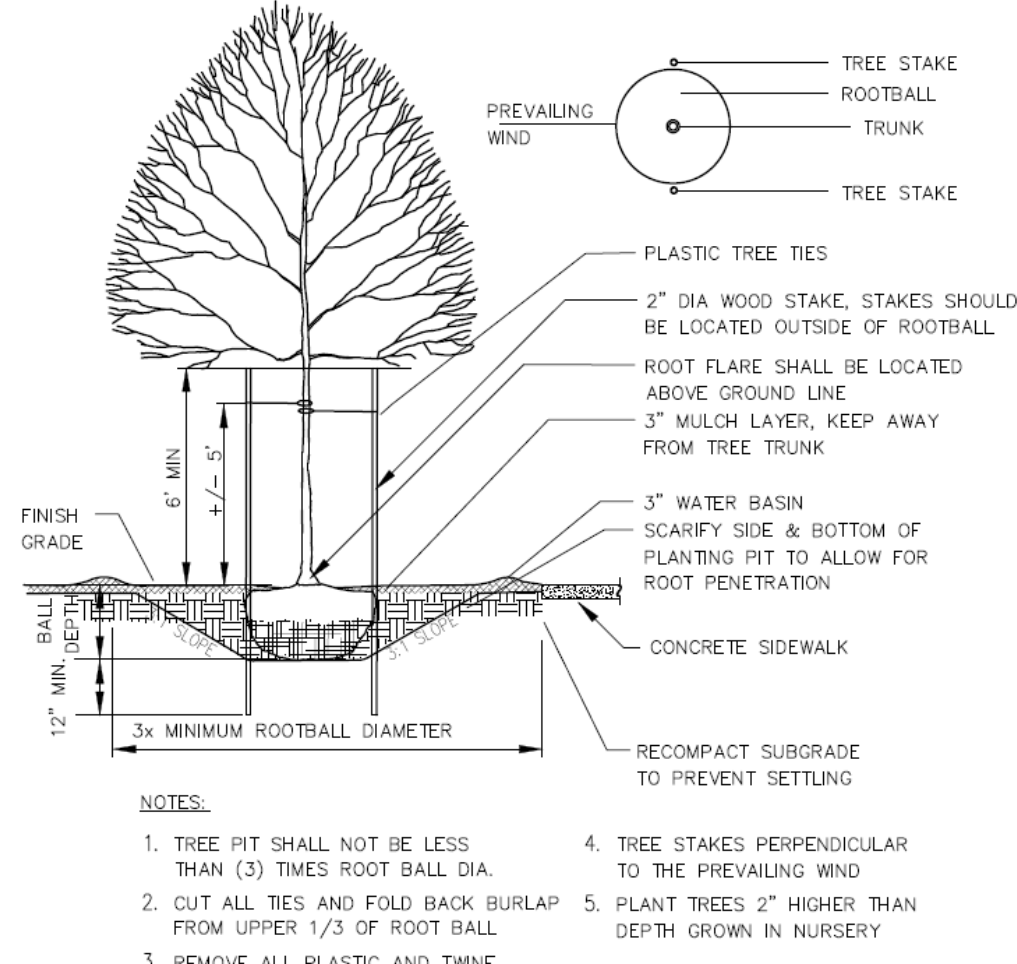
- 1 EXISTING ASPHALT PARKING TO REMAIN, N.I.C.
- 2 EXISTING RESIDENCE GARAGE STRUCTURE TO REMAIN, N.I.C.
- 3 EXISTING RETAINING WALL TO REMAIN IN PLACE.
- 4 REMOVE EXISTING TENNIS COURT BASKETBALL PAINT LINES AND NETS IN THEIR ENTIRETY. EXISTING SLAB SURFACE TO BE BRUSHED AND CLEANED PATCHED AND REPAIR AS NECESSARY, READY TO RECEIVE REPAIR AND NEW SPORTS FLOOR FINISHES PER OWNER.
- 5 REMOVE EXISTING 32'-0" WIDE X 8'-0" HIGH HANDBALL COURT WALL. REPAIR COURT AS NECESSARY.
- 6 REMOVE EXISTING TENNIS COURT FENCE IN ITS ENTIRETY. PATCH AND REPAIR EXISTING SLAB AROUND PERIMETER AS NECESSARY.
- 7 NEW BLUE SPORTS COURTS, BASKETBALL AND TENNIS. WITH GREEN BOARDER AND WHITE LINES. REFER TO OWNER FOR NEW SPORTS FLOORING FINISH.
- 8 NEW TENNIS COURT POLES AND NET.
- 9 NEW BASKETBALL POLE AND HOOP SYSTEM.
- 10 NEW BLACK COATED 1.0 FT HIGH CHAIN LINK FENCE WITH BLACK WINDSCREEN "ALL COURT FABRICS" - PERMASCREEN 70 TENNIS WINDSCREEN.
- 11 NEW 20' X 40' PRE-MANUFACTURED WOOD PAVILION. OFCI. INSTALLATION OF PAVILION ON TOP OF PAVERS.
- 12 NEW EXTERIOR OUTDOOR CEILING FAN UNDER PAVILION. \*BIG ASS FAN - IS18 8FT DIAMETER. COLOR: BLACK.
- 13 NEW EXTERIOR OUTDOOR CEILING FAN. \*BIG ASS FAN - IS18 8FT DIAMETER. COLOR: BLACK. REFER TO ELECTRICAL DRAWINGS.
- 14 NEW OPEN LOUNGE SEATING AREA. ALL EXTERIOR FURNITURE AND FIXTURES TO BE VERIFIED COORDINATED PER OWNER AND OWNERS DESIGNER.
- 15 NEW LOW WOOD LATTICE FENCING. TO BE VERIFIED COORDINATED PER OWNER AND OWNERS DESIGNER.
- 16 EXISTING DRAINS TO REMAIN.
- 17 NEW ANCHING, HALF BARREL 40' X 20' X 24" SUNDBRELLA EXTERIOR/ OUTDOOR RATED. COLOR: TBD
- 18 EXISTING BROKEN/CRACKED EXTERIOR CONCRETE STAIRS TO BE REMOVED FOR REPAIR/REPLACEMENT.
- 19 NEW CONCRETE STAIR REPLACEMENT

### MAINTENANCE PLAN

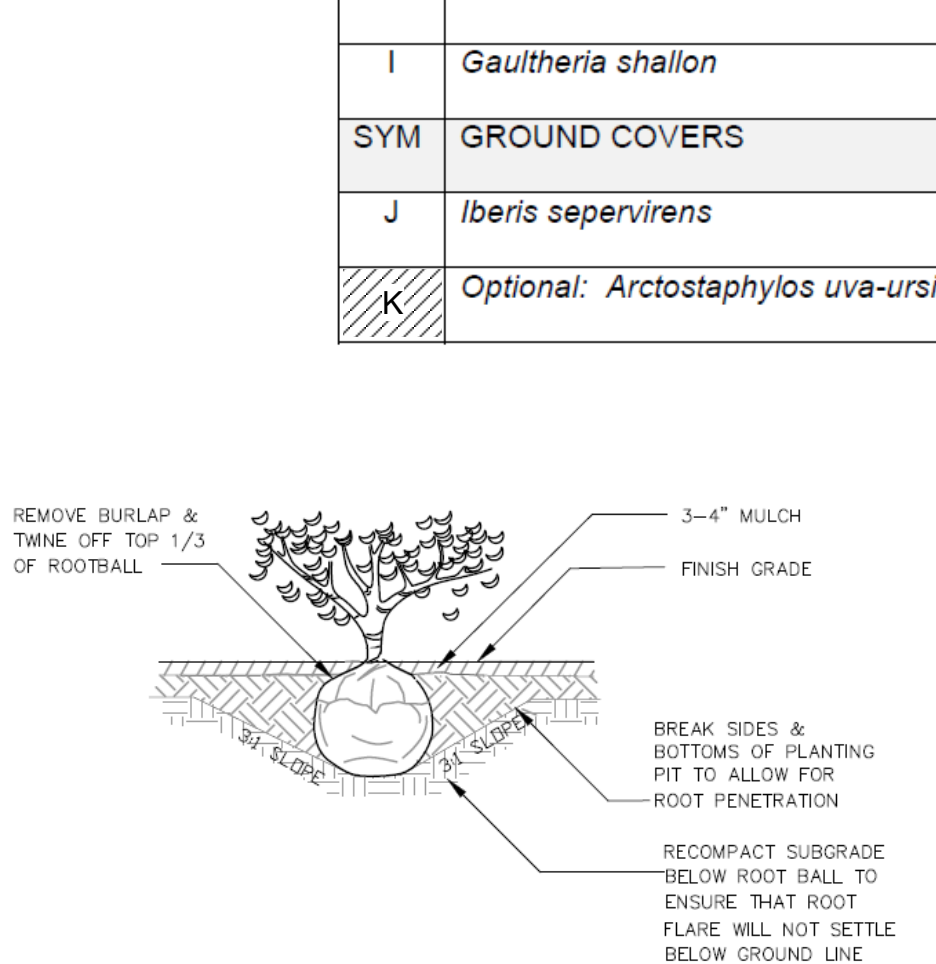
- TREES**
- PRUNE TREES ONLY TO REMOVE DEAD, DISEASED, BROKEN, DANGEROUS, OR CROSSING BRANCHES, AND AS REQUIRED BELOW. DISCARD ALL TREE TRIMMINGS OFF-SITE.
  - ANY TREE FOUND TO BE DEAD OR MISSING SHALL BE REPLACED WITH PLANT MATERIAL OF IDENTICAL SPECIES.
  - REMOVE TREE STAKES FROM TREES AFTER TWO GROWING SEASONS. CHECK TREE TIES TO ADJUST AND LOOSEN AS NEEDED AFTER THE FIRST GROWING SEASON. ONCE A YEAR, PRUNE ALL TREES TO ENCOURAGE A HIGH-BRANCHING STRUCTURE. REMOVE ALL NON-STRUCTURAL BRANCHES BETWEEN THE GROUND AND A POINT HALF THE TREE'S TOTAL HEIGHT.
  - A VERTICAL CLEARANCE OF 114 INCHES IS RECOMMENDED ABOVE ALL PARKING SPACES AND 80 INCHES ABOVE ALL WALKWAYS.
- SHRUBS & GROUNDCOVERS**
- SHRUBS & GROUNDCOVERS SHALL BE PRUNED MONTHLY ONLY AS NEEDED TO REMOVE BRANCHES THAT ARE DEAD, BROKEN, EXTENDING BEYOND THE FACE OF CURBS OR SIDEWALKS. ALLOW THE SHRUBS TO GROW IN THEIR NATURAL FORM. ALLOW SHRUBS TWO (2) MONTHS TO REVEGETATE FOLLOWING A HARD FROST PRIOR TO PRUNING OR REPLACING.
  - ANY SHRUB FOUND TO BE DEAD OR MISSING SHALL BE REPLACED WITH PLANT MATERIAL OF IDENTICAL SPECIES.
- IRRIGATION**
- MONITOR THE MOISTURE LEVELS AROUND ALL NEW PLANTS. REPORT PROBLEMS (INCLUDING BROWN SPOTS OR SATURATED AREAS) TO ON-SITE MANAGEMENT DURING NORMAL MAINTENANCE VISITS.
  - FIX IRRIGATION SYSTEM LEAKS AND BROKEN OR MISDIRECTED HEADS AS NEEDED ON EVERY SITE VISIT.



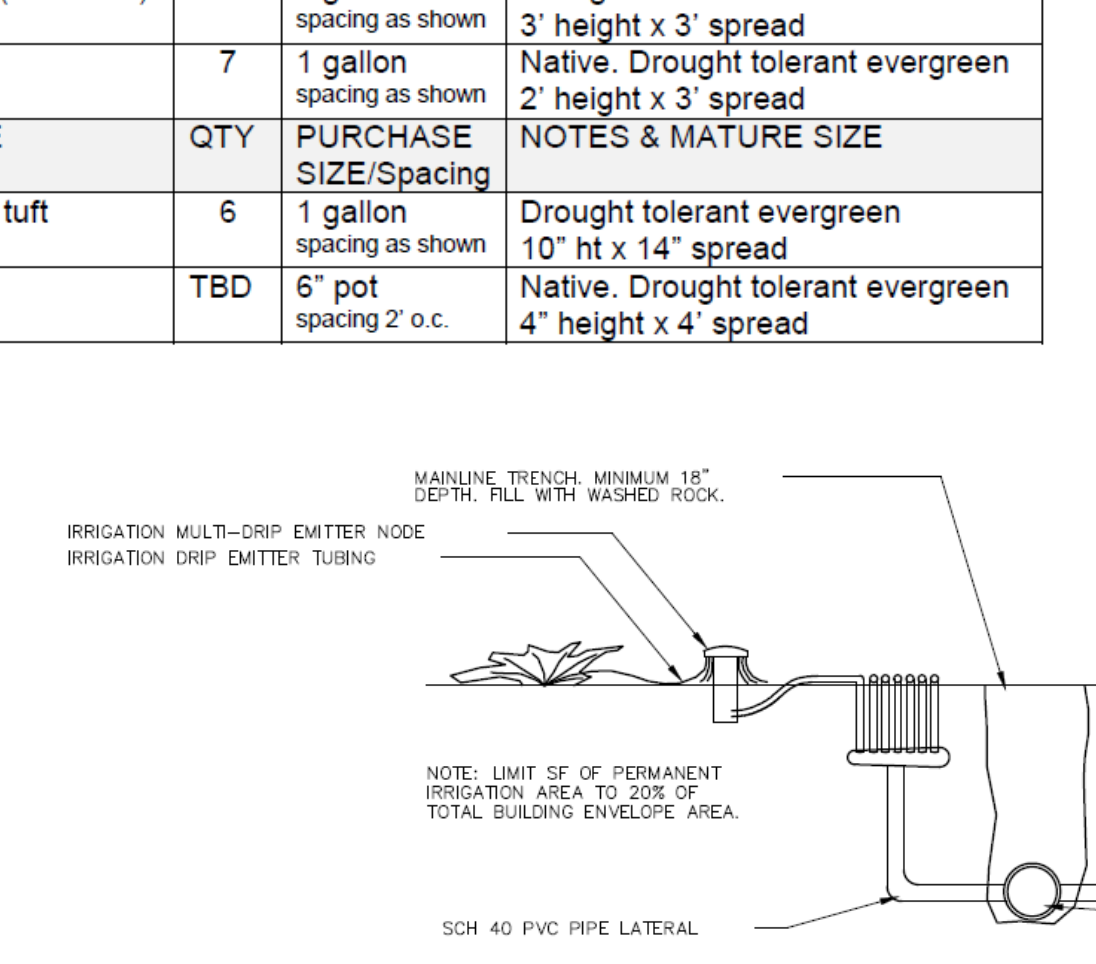
TYPICAL GROUNDCOVER PLANTING DETAIL



TYPICAL DECIDUOUS TREE PLANTING DETAIL



TYPICAL SHRUB PLANTING DETAIL



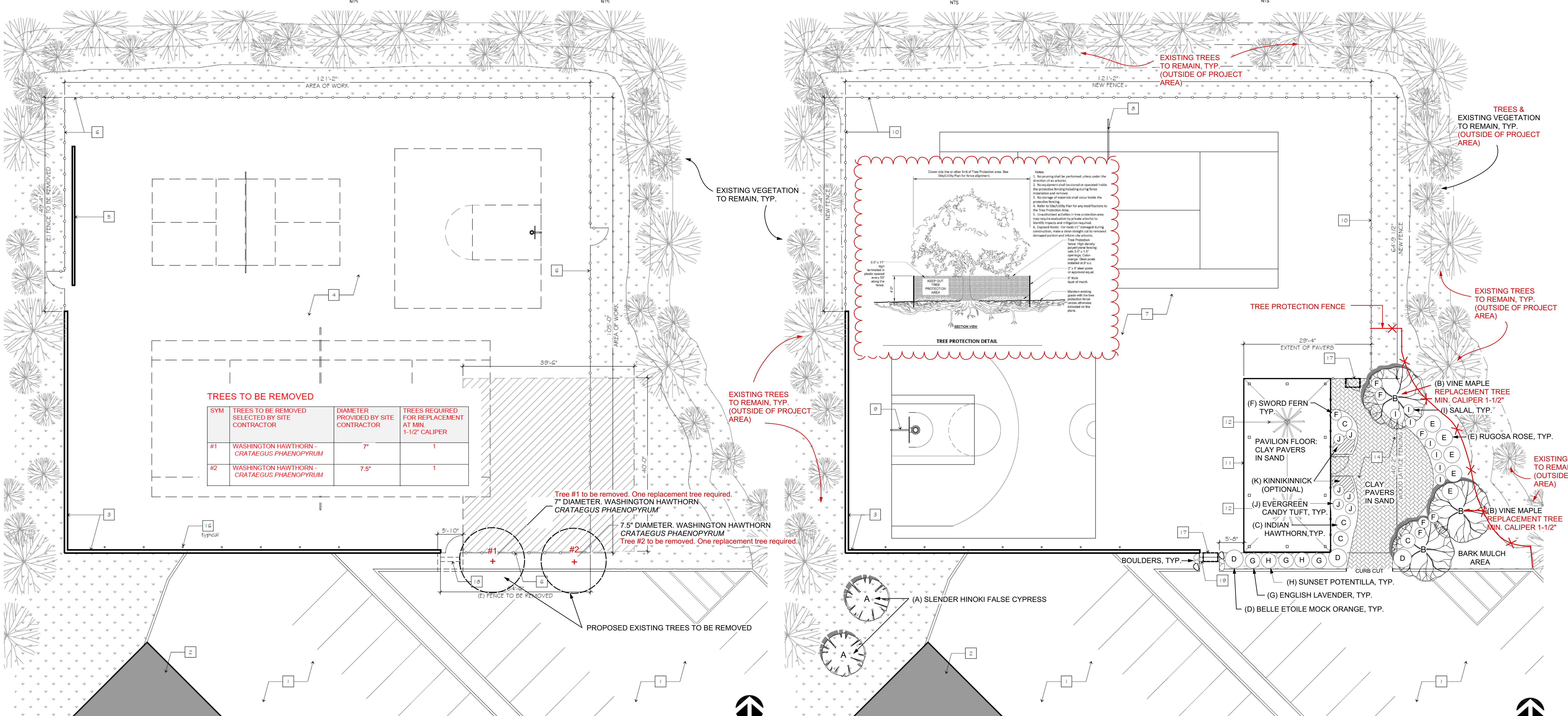
TEMPORARY & PERMANENT IRRIGATION DETAIL

### PERFORMANCE STANDARDS

1. THIS LANDSCAPE PROJECT SHALL CONFORM TO THE CITY OF MERCER ISLAND REQUIREMENTS AND BE IN ACCORDANCE WITH THE APPROVED PLANS. ANY CHANGES FROM THE APPROVED PLAN WILL REQUIRE APPROVAL FROM THE OWNER AND THE CITY.
2. PRIOR TO STARTING CONSTRUCTIONS, THE CONTRACTOR SHALL CALL 811 FOR ALL UTILITY LOCATIONS.
3. NEW PLANTING BED AREAS SHALL RECEIVE 8\"/>

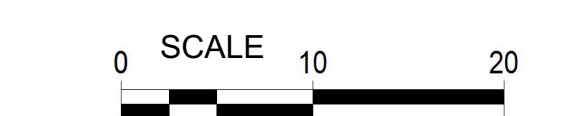
### PLANT LIST

SYM	TREES	COMMON NAME	QTY	PURCHASE SIZE/Spacing	NOTES & MATURE SIZE
A	<i>Chamaecyparis obtuse 'Gracilllis'</i>	Slender Hinoki false cypress	2	7-8\"/>	



DEMO SITE PLAN & EXISTING TREES TO BE REMOVED

PROPOSED LANDSCAPE



# LANDSCAPE PLAN

**BauerCombs & ASSOCIATES, INC.**  
 Landscape Architects  
 PO Box 580  
 North Bend, WA 98045  
 (425) 496-7772  
 www.bauercombs.com

STATE OF WASHINGTON REGISTERED LANDSCAPE ARCHITECT  
 SUSAN A. COMBS-BAUER  
 CERTIFICATE NO. 579  
 EXP. 2/10/2020

**GREYSTAR**  
 SHOREWOOD HEIGHTS  
 EXISTING EXTERIOR SPORTS PAVILION REMODEL  
 3209 SHOREWOOD DRIVE  
 MERCER ISLAND, WA 98040

**MILESTONES:**

Architect Plans:	30 MAY 2019
	CITY SUBMITTAL

**REVISIONS:**

8/7/2019	Redline revisions
----------	-------------------

**PROJECT:** 19027- Sports Pavilion  
**FILE:** L-1.DWG  
**DATE:** 5 July, 2019  
**DRAWN BY:** SCB  
**SHEET TITLE:** LANDSCAPE PLAN

# L-1